



Pettis County Ambulance District

Board Meeting

May 26, 2026

Public Packet

Mission Statement: "Compassionate care while providing excellence in service."



Pettis County Ambulance District

Regular Meeting Agenda

Meeting Type: Regular Meeting

Location: 400 S Kentucky St.
Sedalia, Mo. 65301

Date: 5-26-2026

Time: 6:00 PM

- I. Call to order
 - a. Roll call
 - b. Pledge of Allegiance / Prayer
 - c. Motion to approve the agenda
 - d. Confirm the previous meeting minutes
- II. Announce Visitors
 - a. Citizen's Award
- III. Public Comment
- IV. Reports of Officers
 - a. PCAD Financial Report
 - b. Approve Payment of Outstanding Bills
- V. Unfinished Business
- VI. Closed Meeting pursuant to RSMo. 610.021, Section;
(1) Legal actions, causes of action or litigation involving a public governmental body and any confidential or privileged communications between a public governmental body or its representatives and its attorneys.
- VII. New Business
 - a. Pettis County Joint Communications – Desks
 - b. Chamber of Commerce Meeting
- VIII. Announcements
- IX. Adjournment



Pettis County Ambulance District

Regular Meeting Minutes

Meeting Type: Regular Meeting
Location: 400 S. Kentucky
Sedalia, MO 65301
Date: 05-12-2026
Time: 1800

- I. **Call to Order:** The meeting was called to order by Chair-Nick Gerke at 1800.
 - a. **Roll Call-** Board Members Present: Nick Gerke-Chair, Kim Graves – Vice Chair, John Nail – Secretary, Jim Sneed, Kevin Walker. PCAD Staff Present- Board Rapporteur Katie Patrick.

Non-PCAD Present: Jamie Luebbering – Anchor Point Advisory Group.

By Video: EMS Chief Roy Pennington, Ryan Newsom – IT.

Absent: Eric West – Treasurer, Assistant Chief Florian Hammer.
 - b. **Pledge of Allegiance / Prayer**
 - c. **Motion to approve the agenda:** Motion by John Nail to approve the agenda. Motion carried 5-0.
 - d. **Confirm the previous meeting minutes:** The previous meeting minutes stand approved as presented.
- II. **Announce Visitors:** None.
- III. **Public Comment:** None.
- IV. **Reports of Officers:**
 - a. **EMS Chief Report:** EMS Chief Roy Pennington presented his report.
 - b. **Approve Payment of Outstanding Bills:** Motion by John Nail to approve the payment of the outstanding bills in the amount of \$392,992.82. Motion carried 5-0.
- V. **Unfinished Business:** None.
- VI. **New Business:** None.
- VII. **Announcements:** Kim Graves inquired about the usage of the PO Box. Katie Patrick presented a board training opportunity to the board.
- VIII. **Adjournment:** Motion by John Nail to adjourn the meeting, motion carried 5-0. Meeting was adjourned at 1808 hours.

The next regular meeting is scheduled for May 26, 2026, at 1800. This meeting will be held at the PCAD Educational Building, 400 S. Kentucky St. Sedalia Mo. 65301.

X

Nick Gerke
Chairman

Submitted by Katie Patrick- Administrative Assistant/ Board Rapporteur

Pettis County Ambulance District								
Sales Tax Receipts								
Month	2022	2023	2024	2025	2026	Average	Monthly Variance Current Year vs. Prior Year	Monthly % Variance
January	\$ 286,392.33	\$ 328,702.00	\$ 342,277.23	\$ 316,706.25	\$ 364,636.20	\$ 327,742.80	\$ 47,929.95	15.13%
February	\$ 262,591.55	\$ 331,845.76	\$ 333,925.41	\$ 356,473.96	\$ 378,244.38	\$ 263,600.89	\$ 21,770.42	6.11%
March	\$ 321,103.39	\$ 295,887.56	\$ 321,931.09	\$ 324,068.89	\$ 347,741.48	\$ 310,982.04	\$ 23,672.59	7.30%
April	\$ 280,073.19	\$ 317,141.93	\$ 330,911.94	\$ 307,097.69	\$ 308,311.71	\$ 280,879.77	\$ 1,214.02	0.40%
May	\$ 249,464.73	\$ 274,472.32	\$ 311,421.82	\$ 283,491.89	\$ 338,641.45	\$ 263,803.47	\$ 55,149.56	19.45%
June	\$ 361,791.03	\$ 355,149.77	\$ 368,352.51	\$ 402,107.01		\$ 355,573.48		0.00%
July	\$ 318,000.98	\$ 326,794.76	\$ 353,744.74	\$ 312,450.13		\$ 318,853.71		0.00%
August	\$ 349,777.74	\$ 295,153.49	\$ 340,744.66	\$ 359,389.01		\$ 295,230.36		0.00%
September	\$ 355,188.07	\$ 335,732.93	\$ 344,531.60	\$ 381,920.39		\$ 358,269.95		0.00%
October	\$ 346,463.60	\$ 293,469.58	\$ 336,177.61	\$ 364,060.79		\$ 319,494.31		0.00%
November	\$ 288,647.84	\$ 297,691.84	\$ 338,575.93	\$ 348,132.59		\$ 273,780.64		0.00%
December	\$ 352,723.94	\$ 339,580.28	\$ 330,862.26	\$ 331,615.83		\$ 345,261.47		0.00%
Total	\$ 3,772,218.39	\$ 3,791,622.22	\$ 4,053,456.80	\$ 4,087,514.43	\$ 1,737,575.22		\$ 149,736.54	
Difference from Previous Year	\$ 158,055.65	\$ 19,403.83	\$ 261,834.58	\$ 34,057.63	\$ 149,736.54			
Percent +/-	4.37%	0.51%	6.91%	0.84%	9.43%			
YEAR TO DATE AMOUNTS OF PCAD SALES TAX RECEIPTS								
MONTH	2022 YTD	2023 YTD	2024 YTD	2025 YTD		CURRENT YEAR VARIANCE	YTD % VARIANCE	
JAN	\$ 286,392.33	\$ 328,702.00	\$ 342,277.23	\$ 316,706.25	\$ 364,636.20	\$ 47,929.95	15.13%	
FEB	\$ 548,983.88	\$ 660,547.76	\$ 676,202.64	\$ 673,180.21	\$ 742,880.58	\$ 69,700.37	10.35%	
MAR	\$ 870,087.27	\$ 956,435.32	\$ 998,133.73	\$ 997,249.10	\$ 1,090,622.06	\$ 93,372.96	9.36%	
APR	\$ 1,150,160.46	\$ 1,273,577.25	\$ 1,329,045.67	\$ 1,304,346.79	\$ 1,398,933.77	\$ 94,586.98	7.25%	
MAY	\$ 1,399,625.19	\$ 1,548,049.57	\$ 1,640,467.49	\$ 1,587,838.68	\$ 1,737,575.22	\$ 149,736.54	9.43%	
JUN	\$ 1,761,416.22	\$ 1,903,199.34	\$ 2,008,820.00	\$ 1,989,945.69				
JUL	\$ 2,079,417.20	\$ 2,229,994.10	\$ 2,362,564.74	\$ 2,302,395.82				
AUG	\$ 2,429,194.94	\$ 2,525,147.59	\$ 2,703,309.40	\$ 2,661,784.83				
SEP	\$ 2,784,383.01	\$ 2,860,880.52	\$ 3,047,841.00	\$ 3,043,705.22				
OCT	\$ 3,130,846.61	\$ 3,154,350.10	\$ 3,384,018.61	\$ 3,407,766.01				
NOV	\$ 3,419,494.45	\$ 3,452,041.94	\$ 3,722,594.54	\$ 3,755,898.60				
DEC	\$ 3,772,218.39	\$ 3,791,622.22	\$ 4,053,456.80	\$ 4,087,514.43				

Pettis County Ambulance District

INTERIM BOARD REPORTS

April 2026



Table of Contents

Statement of Assets and Liabilities-Modified Cash Basis	1
Statement of Revenues and Expenses-Modified Cash Basis	2
Supplementary Information	3-9
Income Vs. Expenses	10

Statement of Assets and Liabilities-Modified Cash Basis

	Apr 2026	Apr 2025	Variance	% Change
Assets				
Current Assets				
Bank Accounts				
Central Bank of Sedalia	\$3,120,522	\$3,386,456	(\$265,933)	-7.8%
Ambulance/ Vehicle Replacement	\$2,328,309	\$1,997,321	\$330,989	16.6%
Building Fund	\$1,378,130	\$1,981,506	(\$603,377)	-30.4%
Equipment Replacement Fund	\$472,651	\$378,568	\$94,083	24.9%
Bill.com Money Out Clearing	-	\$105	(\$105)	-100.0%
FSA/HSA/HRA	\$32,428	\$32,298	\$131	0.4%
Total Bank Accounts	\$7,332,041	\$7,776,254	(\$444,213)	-5.7%
Other Current Assets				
Due from Employees	\$1,895	\$2,550	(\$655)	-25.7%
Total Other Current Assets	\$1,895	\$2,550	(\$655)	-25.7%
Total Current Assets	\$7,333,936	\$7,778,803	(\$444,868)	-5.7%
Fixed Assets	\$6,210,789	\$4,547,330	\$1,663,459	36.6%
Other Assets				
Note Receivable-Recoupment	\$184,335	\$203,835	(\$19,500)	-9.6%
Total Other Assets	\$184,335	\$203,835	(\$19,500)	-9.6%
Total Assets	\$13,729,060	\$12,529,969	\$1,199,091	9.6%
Liabilities and Equity				
Liabilities				
Current Liabilities				
Credit Cards:BILL Divvy Card	\$25	-	\$25	0.0%
Accounts Payable	-	\$274	(\$274)	-100.0%
Other Current Liabilities				
Central Bank Multi-Card	\$9,713	\$21,601	(\$11,888)	-55.0%
Payroll Liabilities	(\$3,739)	\$5,313	(\$9,052)	-170.4%
Total Other Current Liabilities	\$5,974	\$26,914	(\$20,940)	-77.8%
Total Current Liabilities	\$5,999	\$27,188	(\$21,189)	-77.9%
Long-Term Liabilities				
Note Payable-Zoll 2026	\$132,120	-	\$132,120	0.0%
Note Payable-Zoll	\$278,491	\$417,736	(\$139,245)	-33.3%
Total Long-Term Liabilities	\$410,611	\$417,736	(\$7,126)	-1.7%
Total Liabilities	\$416,610	\$444,924	(\$28,315)	-6.4%
Fund Balance				
Unrestricted Net Assets	\$13,284,124	\$11,661,951	\$1,622,173	13.9%
Change in Fund Balance	\$28,326	\$423,093	(\$394,768)	-93.3%
Total Fund Balance	\$13,312,450	\$12,085,044	\$1,227,406	10.2%
Total Liabilities and Equity	\$13,729,060	\$12,529,969	\$1,199,091	9.6%

Statement of Revenues and Expenses-Modified Cash Basis

	Apr 2026	Apr 2025	\$ Variance	% Change
Operating Revenue				
Sales Tax Revenues	\$1,398,934	\$1,304,347	\$94,587	7.2%
Service Fees	\$1,619,507	\$1,738,562	(\$119,055)	-6.8%
Windsor Annual Payment	\$425,105	\$424,834	\$272	0.1%
Special Events	\$4,238	-	\$4,238	0.0%
Total Operating Revenue	\$3,447,784	\$3,467,742	(\$19,959)	-0.6%
Expenses				
Ambulance Operations	\$205,028	\$187,241	\$17,787	9.5%
Bank Service Charges	\$1,998	\$1,780	\$218	12.3%
Board of Directors Expense	\$300	\$3,501	(\$3,201)	-91.4%
Capital Purchase Expenses	\$29,418	\$52,775	(\$23,358)	-44.3%
Communications	\$90,571	\$70,416	\$20,155	28.6%
Collection Fees	\$4,031	\$1,496	\$2,535	169.5%
Depreciation Expense	\$283,662	\$264,807	\$18,855	7.1%
Dues & Subscriptions	\$3,320	\$3,320	-	0.0%
Employee	\$2,197,446	\$2,070,376	\$127,070	6.1%
Operating Expense	\$17,730	\$11,628	\$6,102	52.5%
Information Technology	\$50,302	\$60,146	(\$9,844)	-16.4%
Insurance Expense	\$312,845	\$315,366	(\$2,521)	-0.8%
Office Expense	\$3,451	\$4,486	(\$1,034)	-23.1%
Professional Fees	\$60,933	\$60,787	\$146	0.2%
Repairs and Maintenance	\$8,790	\$3,695	\$5,095	137.9%
Rent Expense	\$1,268	\$1,222	\$46	3.8%
TIF Expense	\$3,474	\$4,201	(\$727)	-17.3%
Training	\$37,338	\$31,105	\$6,233	20.0%
Utilities	\$14,987	\$17,190	(\$2,203)	-12.8%
GEMT EXPENSE	\$181,367	-	\$181,367	0.0%
Unapplied Cash Bill Payment Expense	-	(\$176)	\$176	-100.0%
Total Expenses	\$3,508,259	\$3,165,360	\$342,899	10.8%
Net Operating Income	(\$60,475)	\$302,382	(\$362,857)	-120.0%
Other Income				
Gain/Loss on Asset Disposition	-	\$12,500	(\$12,500)	-100.0%
Interest Income	\$88,458	\$107,547	(\$19,089)	-17.7%
Rebate Credit Card	\$343	\$665	(\$322)	-48.4%
Total Other Income	\$88,801	\$120,711	(\$31,911)	-26.4%
Net Other Income	\$88,801	\$120,711	(\$31,911)	-26.4%
Change In Fund Balance	\$28,326	\$423,093	(\$394,768)	-93.3%

SUPPLEMENTARY INFORMATION

PETTIS COUNTY AMBULANCE DISTRICT

CAPITAL EXPENSE

4/30/2026

CATEGORY	DESCRIPTION	BUDGETED AMOUNT	YTD CASH OUTLAY	VARIANCE
AMBULANCE PURCHASES	REMOUNT UNIT 4	\$ 192,790.70		\$ 192,790.70
AMBULANCE PURCHASES	REMOUNT UNIT 11	\$ 182,942.76	\$ 185,105.00	\$ (2,162.24)
AMBULANCE PURCHASES	UNIT 3 EXTENDED WARRANT	\$ -	\$ 7,925.00	\$ (7,925.00)
AMBULANCE PURCHASES	2017 TAHOE RETROFIT LIGHT	\$ 7,500.00	\$ 7,021.00	\$ 479.00
BUILDINGS	STATION 3 (SW SEDALIA)	\$ 1,825,000.00	\$ 854,299.01	\$ 970,700.99
BUILDINGS	HVAC CONTINGENCY	\$ 10,000.00		\$ 10,000.00
BUILDINGS	STATION 1 REHAB (PRIVATE I	\$ 55,000.00		\$ 55,000.00
EMS EQUIPMENT	ZOLL X SERIES CARDIAC MC	\$ 92,920.98	\$ 92,920.98	\$ -
EMS EQUIPMENT	ZOLL AUTO PULSE NXT	\$ 31,304.56	\$ 31,304.56	\$ (0.00)
EMS EQUIPMENT	CASE REVIEW	\$ 4,860.00	\$ 4,860.00	\$ -
EMS EQUIPMENT	(2) ZOLL AED	\$ 8,002.24	\$ 8,041.76	\$ (39.52)
EMS EQUIPMENT	POWER PRO COT (2)	\$ 78,891.26		\$ 78,891.26
EMS EQUIPMENT	SERIES MONITORS, (3) AUTO PULSE, (3) VENTS	\$ 57,668.77	\$ 32,053.76	\$ 25,615.01
EMS EQUIPMENT	MOBILE CAMERA SYSTEM	\$ 13,750.00		\$ 13,750.00
IT EQUIPMENT	COMMUNICATION EQUIPMENT	\$ 19,171.42		\$ 19,171.42
RADIO EQUIPMENT	APX 8500 MOBILE RADIOS (2	\$ 15,566.58	\$ 23,280.36	\$ (7,713.78)
RADIO EQUIPMENT	APX 8000 PORTABLE RADIOS	\$ 26,176.71	\$ 25,392.81	\$ 783.90
RADIO EQUIPMENT	TOWER REPEATER	\$ 50,000.00		\$ 50,000.00
RADIO EQUIPMENT	APX 8500 CONTROL STATION	\$ 7,096.80	\$ 1,200.00	\$ 5,896.80
STATION EQUIPMENT	HQ DAYROOM FURNITURE	\$ 7,500.00		\$ 7,500.00
STATION EQUIPMENT	MACHINE, LOCKERS & SOFTWARE	\$ 38,559.96		\$ 38,559.96
STATION EQUIPMENT	ST 2 GRILL	\$ 1,000.00		\$ 1,000.00
STATION EQUIPMENT	ST 1 GRILL	\$ 7,000.00		\$ 7,000.00
STATION EQUIPMENT	BEDS/MATTRESS/BOXSPRIN	\$ 3,500.00		\$ 3,500.00
STATION EQUIPMENT	COPIER/PRINTER	\$ 5,000.00		\$ 5,000.00
	TOTAL	\$ 2,741,202.74	\$ 1,273,404.24	\$ 1,467,798.50
	Row Labels	Sum of BUDGETED AMOUNT	Sum of YTD CASH OUTLAY	Sum of VARIANCE
	AMBULANCE PURCHASES	\$ 383,233.46	\$ 200,051.00	\$ 183,182.46
	BUILDINGS	\$ 1,890,000.00	\$ 854,299.01	\$ 1,035,700.99
	EMS EQUIPMENT	\$ 287,397.81	\$ 169,181.06	\$ 118,216.75
	IT EQUIPMENT	\$ 19,171.42		\$ 19,171.42
	RADIO EQUIPMENT	\$ 98,840.09	\$ 49,873.17	\$ 48,966.92
	STATION EQUIPMENT	\$ 62,559.96		\$ 62,559.96
	Grand Total	\$ 2,741,202.74	\$ 1,273,404.24	\$ 1,467,798.50

No Assurance is Provided

Pettis County Ambulance District
Supplementary Information YTD Budget vs. YTD Actuals
January - April, 2026

	Actual YTD	Budget YTD	Budget Variance	% of Budget
Operating Revenue				
5005 Education EMT	0.00	0.00	0.00	0.00%
5010 Service Fees	1,619,507.20	1,721,814.48	-102,307.28	94.06%
5030 Special Events	4,237.50	1,270.84	2,966.66	333.44%
5050 Windsor Annual Payment	425,105.17	424,833.66	271.51	100.06%
5090 Sales Tax Revenues	1,398,933.77	1,359,068.08	39,865.69	102.93%
5100 Donation Received	0.00	616.68	-616.68	0.00%
GEMT Revenue	0.00	19,173.28	-19,173.28	0.00%
Total Operating Revenue	\$ 3,447,783.64	\$ 3,526,777.02	-\$ 78,993.38	97.76%
Operating Expenses				
6000 Ambulance Operations	205,028.23	201,407.60	3,620.63	101.80%
61700 Information Technology	50,301.84	73,383.00	-23,081.16	68.55%
63300 Insurance Expense	312,844.52	338,285.00	-25,440.48	92.48%
64900 Office Expense	3,451.21	4,935.24	-1,484.03	69.93%
6500 Bank Service Charges	1,997.98	2,000.64	-2.66	99.87%
6505 Board of Directors Expense	300.00	7,000.00	-6,700.00	4.29%
6512.5 Repairs and Maintenance	8,789.84	9,333.32	-543.48	94.18%
6514 Capital Purchase Expenses	1,273,404.24	2,741,202.73	-1,467,798.49	46.45%
6516 Collection Fees	4,031.30	1,666.68	2,364.62	241.88%
6518 Communications	90,571.31	94,456.84	-3,885.53	95.89%
6570 Dues & Subscriptions	3,320.00	5,000.00	-1,680.00	66.40%
6575 Employee	2,197,446.09	2,304,697.76	-107,251.67	95.35%
6625 Operating Expense	17,730.35	17,650.00	80.35	100.46%
6644 Public Relations	0.00	666.68	-666.68	0.00%
6650.1 TIF Expense	3,473.83	5,000.00	-1,526.17	69.48%
66700 Professional Fees	60,932.75	73,258.60	-12,325.85	83.17%
67100 Rent Expense	1,268.41	1,500.00	-231.59	84.56%
68600 Utilities	14,987.11	34,159.92	-19,172.81	43.87%
GEMT EXPENSE	181,366.56	0.00	181,366.56	0.00%
Training	37,338.04	35,708.24	1,629.80	104.56%
Total Operating Expenses	\$ 4,468,583.61	\$ 5,951,312.25	-\$ 1,482,728.64	75.09%
Net Operating Income (Loss)	-\$ 1,020,799.97	-\$ 2,424,535.23	\$ 1,403,735.26	42.10%
Non-Operating Revenue				
9000 Gain/Loss on Asset Disposition		0.00	0.00	
9002 Interest Income	88,458.15	83,333.32	5,124.83	106.15%
9003 Rebate Credit Card	342.78	612.84	-270.06	55.93%
Total Non-Operating Revenue	\$ 88,800.93	\$ 83,946.16	\$ 4,854.77	105.78%
Net of Revenues & Expenses	-\$ 931,999.04	-\$ 2,340,589.07	\$ 1,408,590.03	39.82%

No Assurance is Provided

Pettis County Ambulance District
Supplementary Information Annual Budget vs. YTD Actuals
January - April, 2026

	Actual YTD	Annual Budget	Budget Variance	% of Budget
Operating Revenue				
5005 Education EMT	0.00	19,900.00	-19,900.00	0.00%
5010 Service Fees				
5011 Insurance Payments	618,892.15	1,992,161.19	-1,373,269.04	31.07%
Third Party Liability	36,621.91	80,590.40	-43,968.49	45.44%
Total 5011 Insurance Payments	\$ 655,514.06	\$ 2,072,751.59	-\$ 1,417,237.53	31.63%
5013 Medicaid	313,529.79	1,029,524.52	-715,994.73	30.45%
5014 Managed Care	117,821.93	333,593.51	-215,771.58	35.32%
5015 Provider Tax & Fees	-34,735.04	-175,187.92	140,452.88	19.83%
Total 5013 Medicaid	\$ 396,616.68	\$ 1,187,930.11	-\$ 791,313.43	33.39%
5016 Medicare	324,473.37	1,191,210.16	-866,736.79	27.24%
5017 Private Pay	63,504.11	262,616.31	-199,112.20	24.18%
5018 Collections	18,323.98	18,961.33	-637.35	96.64%
Total 5017 Private Pay	\$ 81,828.09	\$ 281,577.64	-\$ 199,749.55	29.06%
5019 Refund	-3,192.57	-7,535.29	4,342.72	42.37%
Facility	1,554.71	15,372.36	-13,817.65	10.11%
Other Gov Pmts	162,076.68	421,136.85	-259,060.17	38.49%
Records Requests	636.18	3,000.00	-2,363.82	21.21%
Total 5010 Service Fees	\$ 1,619,507.20	\$ 5,165,443.42	-\$ 3,545,936.22	31.35%
5030 Special Events	4,237.50	3,812.50	425.00	111.15%
5050 Windsor Annual Payment	425,105.17	424,833.66	271.51	100.06%
5090 Sales Tax Revenues	1,398,933.77	4,077,204.18	-2,678,270.41	34.31%
5100 Donation Received	0.00	1,850.00	-1,850.00	0.00%
GEMT Revenue	0.00	57,519.79	-57,519.79	0.00%
Total Revenue	\$ 3,447,783.64	\$ 9,750,563.55	-\$ 6,302,779.91	35.36%
Operating Expenses				
6000 Ambulance Operations				
6001 Ambulance & Vehicle Fuel	44,030.66	141,381.88	-97,351.22	31.14%
6002 Ambulance & Vehicle Maintenance	43,296.74	87,792.67	-44,495.93	49.32%
6006 EMS Equipment Maintenance	8,364.00	28,855.86	-20,491.86	28.99%
6010 Medical Supplies	98,961.73	308,423.08	-209,461.35	32.09%
6011 Medical Waste	1,675.00	6,391.11	-4,716.11	26.21%
6012 Oxygen	8,700.10	31,378.20	-22,678.10	27.73%
Total 6000 Ambulance Operations	\$ 205,028.23	\$ 604,222.80	-\$ 399,194.57	33.93%
61700 Information Technology				
Computer Purchase	2,041.71	24,977.68	-22,935.97	8.17%
Computer repair / equipment	5,087.88	10,000.00	-4,912.12	50.88%
Software (SaaS)	43,172.25	185,171.41	-141,999.16	23.31%
Total 61700 Information Technology	\$ 50,301.84	\$ 220,149.09	-\$ 169,847.25	22.85%
63300 Insurance Expense				
Board / Adm Bonds	825.00	1,000.00	-175.00	82.50%
Deductible	0.00	7,500.00	-7,500.00	0.00%
Service Liability				
Auto	104,111.00	122,633.00	-18,522.00	84.90%
Cyber Liability	5,784.00	5,784.00	0.00	100.00%
General Liability	126,868.00	124,854.00	2,014.00	101.61%
Umbrella	34,000.00	41,514.00	-7,514.00	81.90%
Total Service Liability	\$ 270,763.00	\$ 294,785.00	-\$ 24,022.00	91.85%
Workers Comp	41,256.52	120,000.00	-78,743.48	34.38%
Total 63300 Insurance Expense	\$ 312,844.52	\$ 423,285.00	-\$ 110,440.48	73.91%
64900 Office Expense				
Office Supplies	1,130.43	7,410.81	-6,280.38	15.25%
Postage	741.73	3,433.61	-2,691.88	21.60%
Shredding Service	1,579.05	3,961.36	-2,382.31	39.86%
Total 64900 Office Expense	\$ 3,451.21	\$ 14,805.78	-\$ 11,354.57	23.31%
6500 Bank Service Charges	\$ 1,997.98	\$ 6,001.89	-\$ 4,003.91	33.29%
6505 Board of Directors Expense				

No Assurance is Provided

Pettis County Ambulance District
Supplementary Information Annual Budget vs. YTD Actuals
January - April, 2026

	Actual YTD	Annual Budget	Budget Variance	% of Budget
6505.1 Board Training	300.00	1,500.00	-1,200.00	20.00%
6505.2 Election Costs	0.00	6,500.00	-6,500.00	0.00%
Total 6505 Board of Directors Expense	\$ 300.00	\$ 8,000.00	-\$ 7,700.00	3.75%
6512.5 Repairs and Maintenance				
6512.7 Education Building	0.00	3,000.00	-3,000.00	0.00%
6512.8 Hwy TT	4,164.77	10,000.00	-5,835.23	41.65%
6512.9 Main Building	3,687.35	10,000.00	-6,312.65	36.87%
6513 Windsor	937.72	2,000.00	-1,062.28	46.89%
6513.9 Station 3	0.00	3,000.00	-3,000.00	0.00%
Total 6512.5 Repairs and Maintenance	\$ 8,789.84	\$ 28,000.00	-\$ 19,210.16	31.39%
6514 Capital Purchase Expenses				
6514.1 Real Estate Purchases	854,299.01	1,825,000.00	-970,700.99	46.81%
6514.3 Ambulance Purchases	200,051.00	383,233.46	-183,182.46	52.20%
6514.4 EMS Equipment	169,181.06	287,397.80	-118,216.74	58.87%
6514.5 Facility Improvements	0.00	65,000.00	-65,000.00	0.00%
IT Equipment	0.00	19,171.42	-19,171.42	0.00%
Radio Equipment	49,873.17	98,840.09	-48,966.92	50.46%
Station Equipment	0.00	62,559.96	-62,559.96	0.00%
Total 6514 Capital Purchase Expenses	\$ 1,273,404.24	\$ 2,741,202.73	-\$ 1,467,798.49	46.45%
6516 Collection Fees	4,031.30	5,000.00	-968.70	80.63%
6518 Communications				
6518.1 Cell Phone & Mobile Data	8,095.04	24,276.43	-16,181.39	33.35%
6518.2 Dispatch Software Expense	500.00	500.00	0.00	100.00%
6518.3 Dispatcher Fees	69,333.32	210,000.00	-140,666.68	33.02%
6518.4 EMS Radios Equipment	0.00	4,000.00	-4,000.00	0.00%
6518.5 Radio Repair	505.29	3,000.00	-2,494.71	16.84%
6518.9 Telephone & Internet	12,137.66	40,594.10	-28,456.44	29.90%
Total 6518 Communications	\$ 90,571.31	\$ 282,370.53	-\$ 191,799.22	32.08%
6570 Dues & Subscriptions	3,320.00	15,000.00	-11,680.00	22.13%
6575 Employee				
6576 Employee Benefits				
6577.5 Retirement Contributions	77,556.48	363,464.96	-285,908.48	21.34%
6577.6 457 Participant Fee	0.00	4,000.00	-4,000.00	0.00%
Total 6577.5 Retirement Contributions	\$ 77,556.48	\$ 367,464.96	-\$ 289,908.48	21.11%
67577 Insurance				
6577.1 Dental Insurance Premium	5,837.12	19,320.56	-13,483.44	30.21%
6577.2 Employee Life / Injury	525.28	1,679.52	-1,154.24	31.28%
6577.3 Health Insurance Premium	250,487.08	779,802.60	-529,315.52	32.12%
6577.21 HRA	595.00	40,000.00	-39,405.00	1.49%
6577.22 HSA	6,921.56	17,500.00	-10,578.44	39.55%
Total 6577.3 Health Insurance Premium	\$ 258,003.64	\$ 837,302.60	-\$ 579,298.96	30.81%
6577.4 Vision Plan VSP	1,503.36	4,562.63	-3,059.27	32.95%
LT Disability	2,764.67	7,476.39	-4,711.72	36.98%
ST Disability	3.68	14,214.84	-14,211.16	0.03%
Total 67577 Insurance	\$ 268,637.75	\$ 884,556.54	-\$ 615,918.79	30.37%
Total 6576 Employee Benefits	\$ 346,194.23	\$ 1,252,021.50	-\$ 905,827.27	27.65%
6580 Payroll Expenses				
6580.2 Convenience Fee MODOR				
6580.3 Direct Deposit Fees	1,788.54	6,000.00	-4,211.46	29.81%
6580.4 FICA Expense	133,167.97	397,215.28	-264,047.31	33.53%
6582 Wages & Salaries	191,821.02	757,923.83	-566,102.81	25.31%
6582.1 EMT Wages	581,724.40	1,675,419.14	-1,093,694.74	34.72%
6582.2 Paramedic Wages	926,680.26	2,759,013.61	-1,832,333.35	33.59%
Total 6582 Wages & Salaries	\$ 1,700,225.68	\$ 5,192,356.58	-\$ 3,492,130.90	32.74%
Total 6580 Payroll Expenses	\$ 1,835,182.19	\$ 5,595,571.86	-\$ 3,760,389.67	32.80%
6586 Background Checks	57.87	1,500.00	-1,442.13	3.86%
6587 Functional Capacity Testing	500.00	2,000.00	-1,500.00	25.00%

No Assurance is Provided

Pettis County Ambulance District
Supplementary Information Annual Budget vs. YTD Actuals
January - April, 2026

	Actual YTD	Annual Budget	Budget Variance	% of Budget
6588 Pre-Employment Drug Test	0.00	1,000.00	-1,000.00	0.00%
6589 Random Drug Testing	85.00	1,000.00	-915.00	8.50%
6590 Uniforms	14,235.80	50,000.00	-35,764.20	28.47%
6591 Mileage Reimbursement	0.00	500.00	-500.00	0.00%
Employee Recognition	1,191.00	10,500.00	-9,309.00	11.34%
Total 6575 Employee	\$ 2,197,446.09	\$ 6,914,093.36	-\$ 4,716,647.27	31.78%
6625 Operating Expense				
60000 Advertising and Promotion	177.80	2,500.00	-2,322.20	7.11%
6626 Employee Meetings	629.67	2,000.00	-1,370.33	31.48%
6628 Excise Tax	0.00	150.00	-150.00	0.00%
6630 Janitorial	6,300.07	18,000.00	-11,699.93	35.00%
6631 Licenses & Permits	0.00	300.00	-300.00	0.00%
6637 Supplies	10,622.81	30,000.00	-19,377.19	35.41%
Total 6625 Operating Expense	\$ 17,730.35	\$ 52,950.00	-\$ 35,219.65	33.49%
6644 Public Relations	0.00	2,000.00	-2,000.00	0.00%
6650.1 TIF Expense	3,473.83	15,000.00	-11,526.17	23.16%
66700 Professional Fees	10,858.75	40,000.00	-29,141.25	27.15%
Accounting CPA	37,900.00	128,776.00	-90,876.00	29.43%
Attorney Fees	174.00	25,000.00	-24,826.00	0.70%
Attorney Retainer	0.00	1,000.00	-1,000.00	0.00%
Medical Director Fee	12,000.00	25,000.00	-13,000.00	48.00%
Patient Billing Expense	0.00	0.00	0.00	
Total 66700 Professional Fees	\$ 60,932.75	\$ 219,776.00	-\$ 158,843.25	27.72%
67100 Rent Expense				
Culligan Water/Softener	1,268.41	4,500.00	-3,231.59	28.19%
Total 67100 Rent Expense	\$ 1,268.41	\$ 4,500.00	-\$ 3,231.59	28.19%
68600 Utilities				
Electric Service	6,268.14	53,837.87	-47,569.73	11.64%
Gas	5,817.04	31,937.23	-26,120.19	18.21%
Television	1,781.10	6,338.70	-4,557.60	28.10%
Trash Pickup	0.00	4,000.00	-4,000.00	0.00%
Water	1,120.83	6,365.89	-5,245.06	17.61%
Total 68600 Utilities	\$ 14,987.11	\$ 102,479.69	-\$ 87,492.58	14.62%
GEMT EXPENSE	181,366.56	0.00	181,366.56	100.00%
Training				
6650.2 Adjunct Instructors	0.00	500.00	-500.00	0.00%
6650.3 Conferences/Outside Courses	5,925.19	16,400.00	-10,474.81	36.13%
6650.4 EMT Class Materials	188.03	0.00	188.03	100.00%
6650.5 Management/Supervisor Training	9,008.37	52,879.00	-43,870.63	17.04%
Community Outreach Training	0.00	1,000.00	-1,000.00	0.00%
Paramedic Training	17,600.00	20,000.00	-2,400.00	88.00%
Peer Counseling Tr/Mental Health	0.00	3,500.00	-3,500.00	0.00%
Training Material	4,616.45	11,845.64	-7,229.19	38.97%
Total Training	\$ 37,338.04	\$ 106,124.64	-\$ 68,786.60	35.18%
Total Operating Expenses	\$ 4,468,583.61	\$ 11,764,961.51	-\$ 7,296,377.90	37.98%
Net Operating Income (Loss)	-\$ 1,020,799.97	-\$ 2,014,397.96	\$ 993,597.99	50.68%
Non-Operating Revenue				
9000 Gain/Loss on Asset Disposition	0.00	0.00	0.00	
9002 Interest Income	88,458.15	250,000.00	-161,541.85	35.38%
9003 Rebate Credit Card	342.78	1,838.47	-1,495.69	18.64%
Total Non-Operating Revenue	\$ 88,800.93	\$ 251,838.47	-\$ 163,037.54	35.26%
Net Revenues and Expenses	-\$ 931,999.04	-\$ 1,762,559.49	\$ 830,560.45	52.88%

No Assurance is Provided

Pettis County Ambulance District
Supplementary Information - Revenues and Expenses Modified
Cash by Class
January - March, 2026

	Pettis County	Windsor Base	TOTAL
Operating Revenue			
5010 Service Fees			0.00
5011 Insurance Payments	395,379.27	64,202.10	459,581.37
Third Party Liability	27,993.92		27,993.92
Total 5011 Insurance Payments	\$ 423,373.19	\$ 64,202.10	\$ 487,575.29
5013 Medicaid	192,893.26	36,586.67	229,479.93
5014 Managed Care	78,125.23	10,698.47	88,823.70
5015 Provider Tax & Fees	-29,555.53	-5,179.51	-34,735.04
Total 5013 Medicaid	\$ 241,462.96	\$ 42,105.63	\$ 283,568.59
5016 Medicare	212,554.57	28,131.86	240,686.43
5017 Private Pay	46,761.80	3,140.46	49,902.26
5018 Collections	14,750.77	58.50	14,809.27
Total 5017 Private Pay	\$ 61,512.57	\$ 3,198.96	\$ 64,711.53
5019 Refund	-1,798.16	-155.40	-1,953.56
Facility	1,554.71	0.00	1,554.71
Other Gov Pmts	109,123.50	26,604.73	135,728.23
Records Requests	601.04	0.00	601.04
Total 5010 Service Fees	\$ 1,048,384.38	\$ 164,087.88	\$ 1,212,472.26
5030 Special Events	4,237.50	0.00	4,237.50
5050 Windsor Annual Payment		425,105.17	425,105.17
5090 Sales Tax Revenues	1,090,622.06	0.00	1,090,622.06
Total Operating Revenue	\$ 2,143,243.94	\$ 589,193.05	\$ 2,732,436.99
Operating Expenses			
6000 Ambulance Operations			0.00
6001 Ambulance & Vehicle Fuel	25,348.02	4,966.86	30,314.88
6002 Ambulance & Vehicle Maintenance	36,805.28	52.00	36,857.28
6006 EMS Equipment Maintenance	7,054.00	1,310.00	8,364.00
6010 Medical Supplies	67,700.79	6,443.69	74,144.48
6011 Medical Waste	1,490.00	185.00	1,675.00
6012 Oxygen	5,538.93	940.90	6,479.83
Total 6000 Ambulance Operations	\$ 143,937.02	\$ 13,898.45	\$ 157,835.47
61700 Information Technology			0.00
Computer Purchase	2,041.71	0.00	2,041.71
Computer repair / equipment	4,112.62	0.00	4,112.62
Software (SaaS)	30,517.62	2,941.16	33,458.78
Total 61700 Information Technology	\$ 36,671.95	\$ 2,941.16	\$ 39,613.11
63300 Insurance Expense			0.00

No Assurance is Provided

Pettis County Ambulance District
Supplementary Information - Revenues and Expenses Modified
Cash by Class
January - March, 2026

	Pettis County	Windsor Base	TOTAL
Board / Adm Bonds	825.00	0.00	825.00
Service Liability			0.00
Auto	86,821.38	17,218.62	104,040.00
Cyber Liability	4,826.75	957.25	5,784.00
General Liability	105,871.35	20,996.65	126,868.00
Umbrella	28,373.00	5,627.00	34,000.00
Total Service Liability	\$ 225,892.48	\$ 44,799.52	\$ 270,692.00
Workers Comp	20,866.36	4,138.26	25,004.62
Total 63300 Insurance Expense	\$ 247,583.84	\$ 48,937.78	\$ 296,521.62
64900 Office Expense			0.00
Office Supplies	893.62	0.00	893.62
Postage	549.30	0.00	549.30
Shredding Service	701.56	305.60	1,007.16
Total 64900 Office Expense	\$ 2,144.48	\$ 305.60	\$ 2,450.08
6500 Bank Service Charges	\$ 1,219.53	\$ 241.86	\$ 1,461.39
6505 Board of Directors Expense			
6505.1 Board Training	150.00	0.00	150.00
Total 6505 Board of Directors Expense	\$ 150.00	\$ 0.00	\$ 150.00
6512.5 Repairs and Maintenance			
6512.9 Main Building	190.00	0.00	190.00
6513 Windsor	0.00	11.49	11.49
Total 6512.5 Repairs and Maintenance	\$ 190.00	\$ 11.49	\$ 201.49
6514 Capital Purchase Expenses			0.00
6514.1 Real Estate Purchases	9,363.68	0.00	9,363.68
6514.4 EMS Equipment	12,908.64	0.00	12,908.64
Radio Equipment	745.56	0.00	745.56
Total 6514 Capital Purchase Expenses	\$ 23,017.88	\$ 0.00	\$ 23,017.88
6516 Collection Fees	2,718.85	539.21	3,258.06
6518 Communications			0.00
6518.1 Cell Phone & Mobile Data	5,533.98	512.23	6,046.21
6518.2 Dispatch Software Expense	500.00	0.00	500.00
6518.3 Dispatcher Fees	51,999.99	0.00	51,999.99
6518.5 Radio Repair	420.59	0.00	420.59
6518.9 Telephone & Internet	6,520.03	2,509.56	9,029.59
Total 6518 Communications	\$ 64,974.59	\$ 3,021.79	\$ 67,996.38
6550 Depreciation Expense	209,195.83	2,051.53	211,247.36
6570 Dues & Subscriptions	3,320.00	0.00	3,320.00

No Assurance is Provided

Pettis County Ambulance District
Supplementary Information - Revenues and Expenses Modified
Cash by Class
January - March, 2026

	Pettis County	Windsor Base	TOTAL
6575 Employee			0.00
6576 Employee Benefits			0.00
6577.5 Retirement Contributions	52,743.38	8,266.76	61,010.14
67577 Insurance			0.00
6577.1 Dental Insurance Premium	3,653.31	724.53	4,377.84
6577.2 Employee Life / Injury	1,208.87	239.75	1,448.62
6577.3 Health Insurance Premium	156,773.60	31,091.71	187,865.31
6577.21 HRA	496.53	98.47	595.00
6577.22 HSA	4,336.29	1,047.27	5,383.56
Total 6577.3 Health Insurance Premium	\$ 161,606.42	\$ 32,237.45	\$ 193,843.87
6577.4 Vision Plan VSP	940.92	186.60	1,127.52
LT Disability	1,150.88	228.24	1,379.12
ST Disability	1,003.59	199.04	1,202.63
Total 67577 Insurance	\$ 169,563.99	\$ 33,815.61	\$ 203,379.60
Total 6576 Employee Benefits	\$ 222,307.37	\$ 42,082.37	\$ 264,389.74
6580 Payroll Expenses			0.00
6580.3 Direct Deposit Fees	1,156.12	229.28	1,385.40
6580.4 FICA Expense	86,905.54	17,026.50	103,932.04
6582 Wages & Salaries	148,764.58	1,388.52	150,153.10
6582.1 EMT Wages	353,334.08	102,625.48	455,959.56
6582.2 Paramedic Wages	604,429.01	115,497.95	719,926.96
Total 6582 Wages & Salaries	\$ 1,106,527.67	\$ 219,511.95	\$ 1,326,039.62
Total 6580 Payroll Expenses	\$ 1,194,589.33	\$ 236,767.73	\$ 1,431,357.06
6586 Background Checks	57.87		57.87
6589 Random Drug Testing	85.00		85.00
6590 Uniforms	5,024.00	996.37	6,020.37
Employee Recognition	1,076.00		1,076.00
Total 6575 Employee	\$ 1,423,139.57	\$ 279,846.47	\$ 1,702,986.04
6625 Operating Expense			0.00
60000 Advertising and Promotion	177.80		177.80
6626 Employee Meetings	591.67		591.67
6630 Janitorial	4,163.81	1,004.15	5,167.96
6637 Supplies	5,838.42	249.40	6,087.82
Total 6625 Operating Expense	\$ 10,771.70	\$ 1,253.55	\$ 12,025.25
6650.1 TIF Expense	2,360.72		2,360.72
66700 Professional Fees	6,796.79	1,347.96	8,144.75
Accounting CPA	30,200.00		30,200.00

No Assurance is Provided

Pettis County Ambulance District
Supplementary Information - Revenues and Expenses Modified
Cash by Class
January - March, 2026

	Pettis County	Windsor Base	TOTAL
Attorney Fees	174.00		174.00
Medical Director Fee	6,000.00		6,000.00
Total 66700 Professional Fees	\$ 43,170.79	\$ 1,347.96	\$ 44,518.75
67100 Rent Expense			0.00
Culligan Water/Softener	804.67	126.58	931.25
Total 67100 Rent Expense	\$ 804.67	\$ 126.58	\$ 931.25
68600 Utilities			0.00
Electric Service	4,209.87	517.07	4,726.94
Gas	4,310.94	651.49	4,962.43
Television	840.38	628.48	1,468.86
Water	611.90	228.07	839.97
Total 68600 Utilities	\$ 9,973.09	\$ 2,025.11	\$ 11,998.20
Training			0.00
6650.3 Conferences/Outside Courses	4,812.35	954.40	5,766.75
6650.4 EMT Class Materials	61.95		61.95
6650.5 Management/Supervisor Training	4,422.86		4,422.86
Training Material	3,715.61	736.89	4,452.50
Total Training	\$ 13,012.77	\$ 1,691.29	\$ 14,704.06
Total Operating Expenses	\$ 2,238,357.28	\$ 358,239.83	\$ 2,596,597.11
Net Operating Income (Loss)	-\$ 95,113.34	\$ 230,953.22	\$ 135,839.88
Non-Operating Revenue			
9002 Interest Income	66,906.00		66,906.00
9003 Rebate Credit Card	242.09		242.09
Total Non-Operating Revenue	\$ 67,148.09	\$ 0.00	\$ 67,148.09
Change in Fund Balance	-\$ 27,965.25	\$ 230,953.22	\$ 202,987.97
FMV OF WINDSOR FACILITIES	\$ (8,151.00)	\$ 8,151.00	\$ -
REVENUE FROM PETTIS CALLS RAN FROM WINDSOR	\$ 69,931.60	\$ (69,931.60)	\$ -
COST OF PETTIS CALLS RAN FROM WINDSOR	\$ (152,676.03)	\$ 152,676.03	\$ -
YTD ALLOCATION OF CHANGE IN FUND BALANCE	-\$ 118,860.67	\$ 321,848.64	\$ 202,987.97

Selected Information

Management has elected to omit substantially all disclosures. The financial statements are prepared on the modified cash basis of accounting, which is a basis of accounting other than accounting principles generally accepted in the United States of America. Certain modifications have been made to the cash basis of accounting to record assets and liabilities with respect to cash transactions and events that provide a benefit or result in an obligation that covers a period greater than the period in which the cash transactions or events occurred. The modifications result in the recording of depreciation of capitalized assets, note receivable and other receivables as well as liabilities for credit card liabilities and payroll withholdings and note payable.

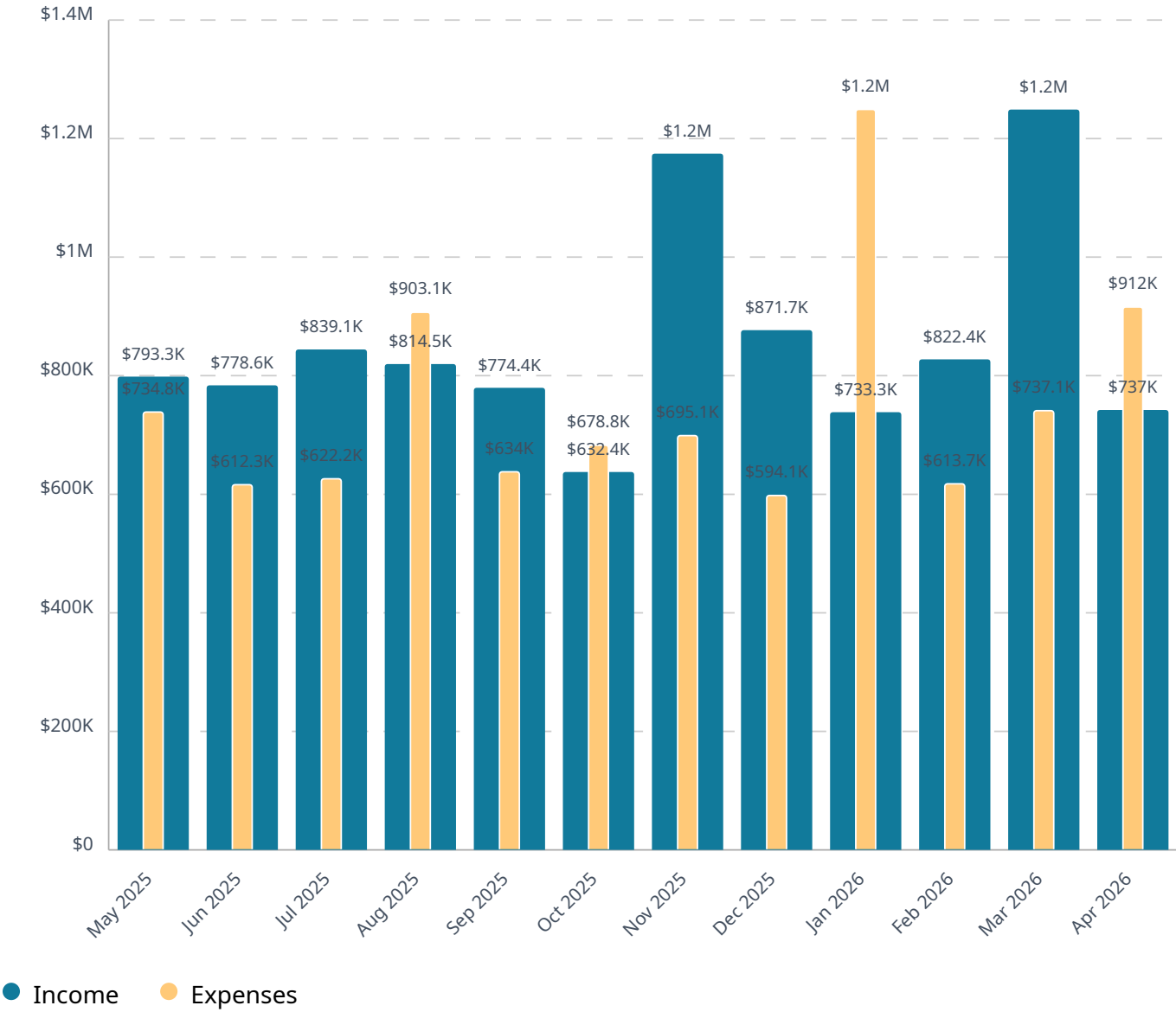
This basis of accounting differs from GAAP primarily because certain, revenues and related assets are recognized when received rather than when earned, and certain expenses and related liabilities are recognized when paid rather than incurred, except those supplies purchased using a credit card that are reflected as liabilities and expenses.

The financial statements do not recognize accounts receivable, accounts payable, accrued liabilities, or prepaid expenses, and therefore do not reflect all financial positions and results of operations that would be presented in accordance with generally accepted accounting principles.

Per GASB codification section 2900.104, interim internal reports should reflect the specific needs of management and should help in monitoring budgetary compliance and other finance-related requirements. As such, the interim reports include a Capital Expense, YTD Budget vs YTD Actual, and Annual Budget vs YTD Actual report.

Income Vs. Expenses

May 01 2025 - April 30 2026



Pettis County Ambulance District
Bank Balances
As of May 20, 2026

	As of May 20, 2026	As of April 23, 2026 (PM)	Change	% Change
Bank Accounts				
1000 Central Bank of Sedalia	3,325,049.88	3,240,849.70	84,200.18	2.60%
1025 Ambulance/ Vehicle Replacement	2,328,309.32	2,321,744.83	6,564.49	0.28%
1030 Building Fund	1,085,783.30	1,373,915.84	-288,132.54	-20.97%
1040 Equipment Replacement Fund	472,651.16	471,318.56	1,332.60	0.28%
FSA/HSA/HRA	33,181.67	31,848.54	1,333.13	4.19%
Total Bank Accounts	\$ 7,244,975.33	\$ 7,439,677.47	-\$ 194,702.14	-2.62%

	As of May 20, 2026	As of May 20, 2025 (PY)	Change	% Change
Bank Accounts				
1000 Central Bank of Sedalia	3,325,049.88	3,614,812.40	-289,762.52	-8.02%
1025 Ambulance/ Vehicle Replacement	2,328,309.32	1,997,320.51	330,988.81	16.57%
1030 Building Fund	1,085,783.30	1,980,006.48	-894,223.18	-45.16%
1040 Equipment Replacement Fund	472,651.16	378,567.91	94,083.25	24.85%
FSA/HSA/HRA	33,181.67	33,069.81	111.86	0.34%
Total Bank Accounts	\$ 7,244,975.33	\$ 8,003,777.11	-\$ 758,801.78	-9.48%

Pettis County Ambulance District

Check Register April 22 - May 20, 2026

TRANSACTION TYPE	DATE	NUM	NAME	MEMO/DESCRIPTION	AMOUNT	BALANCE
1000 Central Bank of Sedalia						
Beginning Balance						3,226,175.86
Deposit	04/22/2026		PAYGROUND	PAYGROUND WkOMdbHt-dZJw1SWk	350.36	3,226,526.22
Deposit	04/22/2026		OPTUM BANK	Optum HCCLAIMPMT4607864	375.81	3,226,902.03
Deposit	04/22/2026		AETNA	AETNA AS01 HCCLAIMPMT1013250	448.73	3,227,350.76
Deposit	04/22/2026		WPS	WPS HCCLAIMPMT1013250	831.45	3,228,182.21
Deposit	04/22/2026		United Healthcare Insurance Company	UnitedHealthcarHCCLAIMPMT4607864	850.48	3,229,032.69
Deposit	04/22/2026		United Healthcare Community Plan	UHC of the MidwHCCLAIMPMT4607864	1,391.61	3,230,424.30
Deposit	04/22/2026		ECHO	HNB - ECHO HCCLAIMPMT4607864	1,417.49	3,231,841.79
Deposit	04/22/2026		VETERAN'S ADMINISTRATION	36 TREAS 310 MISC PAY4607864	2,022.48	3,233,864.27
Deposit	04/22/2026		United Healthcare Insurance Company	UnitedHealthcarHCCLAIMPMT4607864	3,584.10	3,237,448.37
Deposit	04/22/2026				3,872.49	3,241,320.86
Deposit	04/23/2026		AARP	AARP SupplementHCCLAIMPMT4607864	207.68	3,241,528.54
Deposit	04/23/2026		Zelis	PAY PLUS HCCLAIMPMT4607864	316.78	3,241,845.32
Deposit	04/23/2026		Humana	HUMANA INS CO HCCLAIMPMT6459057	1,376.76	3,243,222.08
Deposit	04/23/2026		United Healthcare Insurance Company	UnitedHealthcarHCCLAIMPMT4607864	1,615.79	3,244,837.87
Deposit	04/23/2026		Healthy Blue	HEALTHYBLUE MO5HCCLAIMPMT3259601	2,680.43	3,247,518.30
Deposit	04/23/2026		Healthy Blue		5,178.22	3,252,696.52
Deposit	04/23/2026		WPS	WPS HCCLAIMPMT1013250	9,312.00	3,262,008.52
Expense	04/23/2026		ADP		-125,923.29	3,136,085.23
Expense	04/23/2026		ADP		-744.71	3,135,340.52
Expense	04/23/2026				-18.66	3,135,321.86
Check	04/24/2026		LINCOLN FINANCIAL GROUP		-22,118.59	3,113,203.27
Transfer	04/24/2026				-4,201.70	3,109,001.57
Deposit	04/24/2026		WPS TMEP	WPS-TMEP CONTRAHCLAIMPMT2509975	290.00	3,109,291.57
Deposit	04/24/2026		Humana	HUMANA INS CO HCCLAIMPMT6459057	467.80	3,109,759.37
Deposit	04/24/2026		OPTUM BANK	Optum HCCLAIMPMT4607864	734.92	3,110,494.29
Deposit	04/24/2026		VETERAN'S ADMINISTRATION	36 TREAS 310 MISC PAY4607864	940.12	3,111,434.41
Deposit	04/24/2026		WPS	WPS HCCLAIMPMT1013250	2,111.68	3,113,546.09
Deposit	04/24/2026		PAYGROUND	PAYGROUND WkOMdbHt-dZJw1SWk	2,467.04	3,116,013.13
Expense	04/24/2026		ADP TAXES		-51,437.95	3,064,575.18
Deposit	04/27/2026				21.65	3,064,596.83
Deposit	04/27/2026		Eic	EIC HCCLAIMPMT6950765	153.34	3,064,750.17
Deposit	04/27/2026		Zelis	PAY PLUS HCCLAIMPMT4607864	391.19	3,065,141.36
Deposit	04/27/2026		PAYGROUND	PAYGROUND WkOMdbHt-dZJw1SWk	400.00	3,065,541.36
Deposit	04/27/2026		MARKETPLACE	Marketplace HCCLAIMPMT	402.26	3,065,943.62
Deposit	04/27/2026		United Healthcare Insurance Company	UnitedHealthcarHCCLAIMPMT4607864	648.85	3,066,592.47
Deposit	04/27/2026		Cigna	CIGNA HCCLAIMPMT1013250	863.77	3,067,456.24
Deposit	04/27/2026		ECHO	HNB - ECHO HCCLAIMPMT4607864	1,019.42	3,068,475.66
Deposit	04/27/2026		United Healthcare Insurance Company	UnitedHealthcarHCCLAIMPMT4607864	1,418.59	3,069,894.25
Deposit	04/27/2026		Humana	HUMANA INS CO HCCLAIMPMT6459057	1,503.21	3,071,397.46
Deposit	04/27/2026		Healthy Blue	HEALTHYBLUE MO5HCCLAIMPMT3259601	1,713.12	3,073,110.58
Deposit	04/27/2026		WPS	WPS HCCLAIMPMT1013250	3,718.05	3,076,828.63
Deposit	04/27/2026				6,096.84	3,082,925.47
Deposit	04/27/2026		MoEMSAC	MOEMSAC 12/23/XXXXXX0104	43,420.91	3,126,346.38
Expense	04/27/2026		Family Support Center	FSPC CHILDSUPP 2025012	-717.68	3,125,628.70
Deposit	04/28/2026		Humana	HUMANA INS CO HCCLAIMPMT6459057	105.96	3,125,734.66
Deposit	04/28/2026		BCBS	BLUE CROSS BLUEBlueKC 4607864	253.79	3,125,988.45
Deposit	04/28/2026		BCBS	BLUE CROSS BLUEBlueKC 4607864	258.23	3,126,246.68
Deposit	04/28/2026		United Healthcare Insurance Company	UnitedHealthcarHCCLAIMPMT4607864	267.21	3,126,513.89
Deposit	04/28/2026		WPS TMEP	WPS-TMEP CONTRAHCLAIMPMT2509975	290.00	3,126,803.89
Deposit	04/28/2026		United Healthcare Insurance Company	UnitedHealthcarHCCLAIMPMT4607864	396.08	3,127,199.97
Deposit	04/28/2026		United Healthcare Insurance Company	UnitedHealthcarHCCLAIMPMT4607864	635.47	3,127,835.44
Deposit	04/28/2026		United Healthcare Community Plan	UHC of the MidwHCCLAIMPMT4607864	791.78	3,128,627.22
Deposit	04/28/2026		Eic	EIC HCCLAIMPMT6950765	1,174.54	3,129,801.76
Deposit	04/28/2026		BCBS	BLUE CROSS BLUEBlueKC 4607864	1,705.14	3,131,506.90
Deposit	04/28/2026		Missouri Department of Revenue-Sales Tax	MO DEPT REVENUEMO SU TAX 2501030	1,813.49	3,133,320.39
Deposit	04/28/2026		WPS	WPS HCCLAIMPMT1013250	3,316.94	3,136,637.33
Expense	04/28/2026			PAY PLUS ACHTrans 6158945	-186.68	3,136,450.65
Credit Card Payment	04/28/2026				-9,789.39	3,126,661.26
Deposit	04/29/2026		PAYGROUND	PAYGROUND WkOMdbHt-dZJw1SWk	75.00	3,126,736.26
Deposit	04/29/2026		Zelis	PAY PLUS HCCLAIMPMT4607864	109.66	3,126,845.92
Deposit	04/29/2026		WPS TMEP	WPS-TMEP CONTRAHCLAIMPMT2509975	126.05	3,126,971.97
Deposit	04/29/2026		Eic	EIC HCCLAIMPMT6950765	153.34	3,127,125.31
Deposit	04/29/2026		WPS TMEP	WPS-TMEP CONTRAHCLAIMPMT2509975	220.73	3,127,346.04
Deposit	04/29/2026		Healthy Blue	HEALTHYBLUE MO5HCCLAIMPMT3259601	407.85	3,127,753.89
Deposit	04/29/2026		Palmetto GBA	PALMETTO GBA HCCLAIMPMT1013250	408.83	3,128,162.72
Deposit	04/29/2026		OPTUM BANK	Optum HCCLAIMPMT4607864	446.08	3,128,608.80
Deposit	04/29/2026		United Healthcare Community Plan	UHC of the MidwHCCLAIMPMT4607864	489.53	3,129,098.33
Deposit	04/29/2026		AETNA	AETNA AS01 HCCLAIMPMT1013250	751.22	3,129,849.55

Pettis County Ambulance District

Check Register April 22 - May 20, 2026

TRANSACTION TYPE	DATE	NUM	NAME	MEMO/DESCRIPTION	AMOUNT	BALANCE
Deposit	04/29/2026		OPTUM BANK	Optum HCCLAIMPMT4607864	845.50	3,130,695.05
Deposit	04/29/2026		United Healthcare Insurance Company	UnitedHealthcarHCCLAIMPMT4607864	1,174.83	3,131,869.88
Deposit	04/29/2026		VETERAN'S ADMINISTRATION	36 TREAS 310 MISC PAY4607864	1,462.52	3,133,332.40
Deposit	04/29/2026		United Healthcare Insurance Company	UnitedHealthcarHCCLAIMPMT4607864	1,839.19	3,135,171.59
Deposit	04/29/2026		WPS	WPS HCCLAIMPMT1013250	3,029.14	3,138,200.73
Journal Entry	04/30/2026	AP2024.205		BILL 04/30/26 Payables Funding	-42,478.37	3,095,722.36
Deposit	04/30/2026		Chart Swap	ONTELLUS 0753 CORP PAY	35.14	3,095,757.50
Deposit	04/30/2026		WPS TMEP	WPS-TMEP CONTRAHCCCLAIMPMT2509975	207.86	3,095,965.36
Deposit	04/30/2026		AARP	AARP SupplementHCCLAIMPMT4607864	214.81	3,096,180.17
Deposit	04/30/2026		Zelis	PAY PLUS HCCLAIMPMT4607864	230.35	3,096,410.52
Deposit	04/30/2026		PGBA TRICARE	PGBA TRICARE TAHCCCLAIMPMT1013250	238.31	3,096,648.83
Deposit	04/30/2026		PAYGROUND	PAYGROUND WkOMdbHt-dZJw1SWk	538.38	3,097,187.21
Deposit	04/30/2026		WPS	WPS HCCLAIMPMT1013250	835.36	3,098,022.57
Deposit	04/30/2026		Healthy Blue	HEALTHYBLUE MO5HCCLAIMPMT3259601	963.58	3,098,986.15
Deposit	04/30/2026		Eic	EIC HCCLAIMPMT6950765	1,515.19	3,100,501.34
Deposit	04/30/2026		Eic	EIC HCCLAIMPMT6950765	1,539.25	3,102,040.59
Deposit	04/30/2026		VETERAN'S ADMINISTRATION	36 TREAS 310 MISC PAY4607864	1,913.36	3,103,953.95
Deposit	04/30/2026		United Healthcare Insurance Company	UnitedHealthcarHCCLAIMPMT4607864	1,966.25	3,105,920.20
Deposit	04/30/2026				5,255.70	3,111,175.90
Deposit	04/30/2026		Central Bank of Sedalia*	Interest Earned	9,346.23	3,120,522.13
Check	05/01/2026	719184074	ADP	ADP Fees	-202.56	3,120,319.57
Check	05/01/2026	265481	NueSynergy	Autopay - HRA/FSA Administration Fees	-134.00	3,120,185.57
Deposit	05/01/2026		Zelis	PAY PLUS HCCLAIMPMT4607864	104.86	3,120,290.43
Deposit	05/01/2026		Healthy Blue	HEALTHYBLUE MO5HCCLAIMPMT3259601	252.00	3,120,542.43
Deposit	05/01/2026		United Healthcare Insurance Company	UnitedHealthcarHCCLAIMPMT4607864	485.53	3,121,027.96
Deposit	05/01/2026		Cigna	CIGNA EDGE TRANHCCCLAIMPMT6020011	642.28	3,121,670.24
Deposit	05/01/2026		Bull City Financial	BULL CITY FINANCAH Pmt	1,368.21	3,123,038.45
Deposit	05/01/2026		United Healthcare Community Plan	UHC of the MidwHCCLAIMPMT4607864	1,484.77	3,124,523.22
Deposit	05/01/2026		United Healthcare Insurance Company	UnitedHealthcarHCCLAIMPMT4607864	8,070.21	3,132,593.43
Deposit	05/04/2026		Zelis	PAY PLUS HCCLAIMPMT4607864	209.75	3,132,803.18
Deposit	05/04/2026		WPS TMEP	WPS-TMEP CONTRAHCCCLAIMPMT2509975	290.00	3,133,093.18
Deposit	05/04/2026		Zelis	PAY PLUS HCCLAIMPMT4607864	379.80	3,133,472.98
Deposit	05/04/2026		Zelis	PAY PLUS HCCLAIMPMT4607864	392.89	3,133,865.87
Deposit	05/04/2026		Cigna	CIGNA HCCLAIMPMT1013250	905.05	3,134,770.92
Deposit	05/04/2026		Eic	EIC HCCLAIMPMT6950765	1,254.81	3,136,025.73
Deposit	05/04/2026		Healthy Blue	HEALTHYBLUE MO5HCCLAIMPMT3259601	1,480.57	3,137,506.30
Deposit	05/04/2026		United Healthcare Insurance Company	UnitedHealthcarHCCLAIMPMT4607864	1,541.65	3,139,047.95
Deposit	05/04/2026		United Healthcare Community Plan	UHC of the MidwHCCLAIMPMT4607864	1,665.21	3,140,713.16
Deposit	05/04/2026		WPS	WPS HCCLAIMPMT1013250	2,008.16	3,142,721.32
Deposit	05/04/2026		PAYGROUND	PAYGROUND WkOMdbHt-dZJw1SWk	2,616.59	3,145,337.91
Expense	05/04/2026		PAYGROUND		-266.27	3,145,071.64
Bill Payment (Check)	05/05/2026		BCBS of Kansas City	# 261100003039	-61,442.50	3,083,629.14
Deposit	05/05/2026		United Healthcare Insurance Company	UnitedHealthcarHCCLAIMPMT4607864	423.52	3,084,052.66
Deposit	05/05/2026		PAYGROUND	PAYGROUND WkOMdbHt-dZJw1SWk	423.62	3,084,476.28
Deposit	05/05/2026		PGBA TRICARE	PGBA TRICARE TAHCCCLAIMPMT1013250	490.98	3,084,967.26
Deposit	05/05/2026		Humana	HUMANA INS CO HCCLAIMPMT6459057	744.67	3,085,711.93
Deposit	05/05/2026		United Healthcare Insurance Company	UnitedHealthcarHCCLAIMPMT4607864	764.80	3,086,476.73
Deposit	05/05/2026		BCBS	BLUE CROSS BLUEBlueKC 4607864	797.03	3,087,273.76
Deposit	05/05/2026		Eic	EIC HCCLAIMPMT6950765	1,045.61	3,088,319.37
Deposit	05/05/2026		BCBS	BLUE CROSS BLUEBlueKC 4607864	1,068.60	3,089,387.97
Deposit	05/05/2026		United Healthcare Community Plan	UHC of the MidwHCCLAIMPMT4607864	1,173.60	3,090,561.57
Deposit	05/05/2026		Eic	EIC HCCLAIMPMT6950765	1,383.12	3,091,944.69
Deposit	05/05/2026		United Healthcare Insurance Company	UnitedHealthcarHCCLAIMPMT4607864	1,451.79	3,093,396.48
Deposit	05/05/2026		BCBS	BLUE CROSS BLUEBlueKC 4607864	2,622.47	3,096,018.95
Deposit	05/06/2026		Zelis	PAY PLUS HCCLAIMPMT4607864	104.29	3,096,123.24
Deposit	05/06/2026		MARKETPLACE	Marketplace HCCLAIMPMT	223.15	3,096,346.39
Deposit	05/06/2026		AARP	AARP SupplementHCCLAIMPMT4607864	317.81	3,096,664.20
Deposit	05/06/2026		ECHO	HNB - ECHO HCCLAIMPMT4607864	361.11	3,097,025.31
Deposit	05/06/2026		PAYGROUND	PAYGROUND WkOMdbHt-dZJw1SWk	534.87	3,097,560.18
Deposit	05/06/2026		OPTUM BANK	Optum HCCLAIMPMT4607864	736.52	3,098,296.70
Deposit	05/06/2026		Eic	EIC HCCLAIMPMT6950765	984.16	3,099,280.86
Deposit	05/06/2026		Healthy Blue	HEALTHYBLUE MO5HCCLAIMPMT3259601	991.74	3,100,272.60
Deposit	05/06/2026		United Healthcare Insurance Company	UnitedHealthcarHCCLAIMPMT4607864	1,603.78	3,101,876.38
Deposit	05/06/2026		Zelis	PAY PLUS HCCLAIMPMT4607864	2,003.72	3,103,880.10
Deposit	05/06/2026		WPS	WPS HCCLAIMPMT1013250	4,535.27	3,108,415.37
Deposit	05/06/2026				6,904.58	3,115,319.95
Deposit	05/06/2026				7,623.02	3,122,942.97
Check	05/07/2026	04222026	Spire	Windsor Gas	-47.70	3,122,895.27
Bill Payment (Check)	05/07/2026		ADP TAXES		-57,762.63	3,065,132.64
Deposit	05/07/2026		Zelis	PAY PLUS HCCLAIMPMT4607864	105.71	3,065,238.35

Pettis County Ambulance District

Check Register April 22 - May 20, 2026

TRANSACTION TYPE	DATE	NUM	NAME	MEMO/DESCRIPTION	AMOUNT	BALANCE
Deposit	05/07/2026				107.40	3,065,345.75
Deposit	05/07/2026		United Healthcare Insurance Company	UnitedHealthcarHCCLAIMPMT4607864	143.45	3,065,489.20
Deposit	05/07/2026		PAYGROUND	PAYGROUND WkOMdbHt-dZJw1SWk	210.10	3,065,699.30
Deposit	05/07/2026		OPTUM BANK	Optum HCCLAIMPMT4607864	232.56	3,065,931.86
Deposit	05/07/2026		WPS TMEP	WPS-TMEP CONTRAHCCCLAIMPMT2509975	290.00	3,066,221.86
Deposit	05/07/2026		AARP	AARP SupplementHCCLAIMPMT4607864	618.38	3,066,840.24
Deposit	05/07/2026		Humana	HUMANA INS CO HCCLAIMPMT6459057	1,037.91	3,067,878.15
Deposit	05/07/2026		AETNA	AETNA AS01 HCCLAIMPMT1013250	1,894.77	3,069,772.92
Deposit	05/07/2026				2,786.25	3,072,559.17
Deposit	05/07/2026		WPS	WPS HCCLAIMPMT1013250	9,062.20	3,081,621.37
Deposit	05/07/2026		Missouri Department of Revenue-Sales Tax	MO DEPT REVENUEMO SU TAX 2501030	338,641.45	3,420,262.82
Expense	05/07/2026		ADP		-133,075.05	3,287,187.77
Expense	05/07/2026		ADP		-1,119.15	3,286,068.62
Check	05/08/2026		LINCOLN FINANCIAL GROUP		-22,885.38	3,263,183.24
Check	05/08/2026	PETTIS 3.18-4.16.26	EVERGY	ELECTRIC - AUTOPAY	-870.38	3,262,312.86
Check	05/08/2026	720314634	ADP	ADP Fees	-210.48	3,262,102.38
Transfer	05/08/2026				-4,201.70	3,257,900.68
Deposit	05/08/2026		Zelis	PAY PLUS HCCLAIMPMT4607864	109.38	3,258,010.06
Deposit	05/08/2026		Eic	EIC HCCLAIMPMT6950765	114.57	3,258,124.63
Deposit	05/08/2026		Humana	HUMANA INS CO HCCLAIMPMT6459057	204.89	3,258,329.52
Deposit	05/08/2026				214.08	3,258,543.60
Deposit	05/08/2026		Zelis	PAY PLUS HCCLAIMPMT4607864	350.00	3,258,893.60
Deposit	05/08/2026		PAYGROUND	PAYGROUND WkOMdbHt-dZJw1SWk	365.00	3,259,258.60
Deposit	05/08/2026		MARKETPLACE	Marketplace HCCLAIMPMT	552.42	3,259,811.02
Deposit	05/08/2026		Zelis	PAY PLUS HCCLAIMPMT4607864	729.39	3,260,540.41
Deposit	05/08/2026		United Healthcare Community Plan	UHC of the MidwHCCLAIMPMT4607864	1,313.70	3,261,854.11
Deposit	05/08/2026		WPS	WPS HCCLAIMPMT1013250	3,909.51	3,265,763.62
Deposit	05/08/2026		United Healthcare Insurance Company	UnitedHealthcarHCCLAIMPMT4607864	6,471.75	3,272,235.37
Deposit	05/08/2026		MoEMSAC	MOEMSAC 12/23/XXXXXXXX0104	32,621.76	3,304,857.13
Check	05/10/2026	04302026-2	Sedalia Water Department	Autopay	-98.18	3,304,758.95
Check	05/10/2026	042426-Fire	Sedalia Water Department	Autopay	-14.04	3,304,744.91
Check	05/11/2026	RB20324503070	Liberty Energy & Water	Autopay	-452.50	3,304,292.41
Check	05/11/2026	0883810	Culligan		-292.00	3,304,000.41
Bill Payment (Check)	05/11/2026		Bankcard Services		-9,712.93	3,294,287.48
Bill Payment (Check)	05/11/2026		Sedalia Water Department		-89.81	3,294,197.67
Deposit	05/11/2026		Central Bank of Sedalia*	COMM PAY REVENUSHARE CRED7300243	63.17	3,294,260.84
Deposit	05/11/2026		PAYGROUND	PAYGROUND WkOMdbHt-dZJw1SWk	100.00	3,294,360.84
Deposit	05/11/2026		AETNA	AETNA AS01 HCCLAIMPMT1013250	287.72	3,294,648.56
Deposit	05/11/2026		United Healthcare Insurance Company	UnitedHealthcarHCCLAIMPMT4607864	366.24	3,295,014.80
Deposit	05/11/2026		PGBA TRICARE	PGBA TRICARE TAHCCCLAIMPMT1013250	475.11	3,295,489.91
Deposit	05/11/2026		MARKETPLACE	Marketplace HCCLAIMPMT	532.83	3,296,022.74
Deposit	05/11/2026		United Healthcare Insurance Company	UnitedHealthcarHCCLAIMPMT4607864	539.72	3,296,562.46
Deposit	05/11/2026		Healthy Blue	HEALTHYBLUE MO5HCCLAIMPMT3259601	638.73	3,297,201.19
Deposit	05/11/2026		Eic	EIC HCCLAIMPMT6950765	1,053.57	3,298,254.76
Deposit	05/11/2026		United Healthcare Community Plan	UHC of the MidwHCCLAIMPMT4607864	1,155.77	3,299,410.53
Deposit	05/11/2026		United Healthcare Insurance Company	UnitedHealthcarHCCLAIMPMT4607864	1,448.45	3,300,858.98
Deposit	05/11/2026		WPS	WPS HCCLAIMPMT1013250	1,887.99	3,302,746.97
Expense	05/11/2026		Family Support Center	FSPC CHILDSUPP 2025012	-729.22	3,302,017.75
Deposit	05/12/2026		PAYGROUND	PAYGROUND WkOMdbHt-dZJw1SWk	290.00	3,302,307.75
Deposit	05/12/2026		VETERAN'S ADMINISTRATION	36 TREAS 310 MISC PAY4607864	290.00	3,302,597.75
Deposit	05/12/2026		Healthy Blue	HEALTHYBLUE MO5HCCLAIMPMT3259601	495.87	3,303,093.62
Deposit	05/12/2026		Humana	HUMANA INS CO HCCLAIMPMT6459057	538.73	3,303,632.35
Deposit	05/12/2026		United Healthcare Community Plan	UHC of the MidwHCCLAIMPMT4607864	564.84	3,304,197.19
Deposit	05/12/2026		United Healthcare Insurance Company	UnitedHealthcarHCCLAIMPMT4607864	636.44	3,304,833.63
Deposit	05/12/2026		WPS TMEP	WPS-TMEP CONTRAHCCCLAIMPMT2509975	637.50	3,305,471.13
Deposit	05/12/2026		BCBS	BLUE CROSS BLUEBlueKC 4607864	889.79	3,306,360.92
Deposit	05/12/2026		AETNA	AETNA AS01 HCCLAIMPMT1013250	1,347.09	3,307,708.01
Deposit	05/12/2026		Eic	EIC HCCLAIMPMT6950765	1,362.83	3,309,070.84
Deposit	05/12/2026		United Healthcare Insurance Company	UnitedHealthcarHCCLAIMPMT4607864	1,632.86	3,310,703.70
Deposit	05/12/2026		BCBS	BLUE CROSS BLUEBlueKC 4607864	2,098.42	3,312,802.12
Deposit	05/12/2026		WPS	WPS HCCLAIMPMT1013250	7,203.81	3,320,005.93
Deposit	05/13/2026		United Healthcare Insurance Company	UnitedHealthcarHCCLAIMPMT4607864	177.50	3,320,183.43
Deposit	05/13/2026		Zelis	PAY PLUS HCCLAIMPMT4607864	226.14	3,320,409.57
Deposit	05/13/2026		AETNA	AETNA AS01 HCCLAIMPMT1013250	246.54	3,320,656.11
Deposit	05/13/2026		MARKETPLACE	Marketplace HCCLAIMPMT	296.18	3,320,952.29
Deposit	05/13/2026		VETERAN'S ADMINISTRATION	36 TREAS 310 MISC PAY4607864	419.98	3,321,372.27
Deposit	05/13/2026		United Healthcare Insurance Company	UnitedHealthcarHCCLAIMPMT4607864	523.19	3,321,895.46
Deposit	05/13/2026		Cigna	CIGNA EDGE TRANHCCLAIMPMT6020011	642.28	3,322,537.74
Deposit	05/13/2026		ECHO	HNB - ECHO HCCLAIMPMT4607864	1,604.41	3,324,142.15
Deposit	05/13/2026		PAYGROUND	PAYGROUND WkOMdbHt-dZJw1SWk	3,154.42	3,327,296.57

Pettis County Ambulance District

Check Register April 22 - May 20, 2026

TRANSACTION TYPE	DATE	NUM	NAME	MEMO/DESCRIPTION	AMOUNT	BALANCE
Deposit	05/13/2026				4,379.55	3,331,676.12
Deposit	05/13/2026		WPS	WPS HCCLAIMPMT1013250	6,831.04	3,338,507.16
Deposit	05/14/2026		Zelis	PAY PLUS HCCLAIMPMT4607864	152.98	3,338,660.14
Deposit	05/14/2026		AARP	AARP SupplementHCCLAIMPMT4607864	201.74	3,338,861.88
Deposit	05/14/2026		OPTUM BANK	Optum HCCLAIMPMT4607864	232.37	3,339,094.25
Deposit	05/14/2026		PAYGROUND	PAYGROUND WkOMdbHt-dZJw1SWk	273.00	3,339,367.25
Deposit	05/14/2026				322.38	3,339,689.63
Deposit	05/14/2026		United Healthcare Insurance Company	UnitedHealthcarHCCLAIMPMT4607864	699.26	3,340,388.89
Deposit	05/14/2026		Healthy Blue	HEALTHYBLUE MO5HCCLAIMPMT3259601	1,058.83	3,341,447.72
Deposit	05/14/2026		WPS	WPS HCCLAIMPMT1013250	1,643.35	3,343,091.07
Deposit	05/14/2026				1,976.40	3,345,067.47
Deposit	05/14/2026		VETERAN'S ADMINISTRATION	36 TREAS 310 MISC PAY4607864	24,960.48	3,370,027.95
Deposit	05/15/2026		Humana	HUMANA INS CO HCCLAIMPMT6459057	188.27	3,370,216.22
Deposit	05/15/2026		PAYGROUND	PAYGROUND WkOMdbHt-dZJw1SWk	226.80	3,370,443.02
Deposit	05/15/2026		OPTUM BANK	Optum HCCLAIMPMT4607864	418.93	3,370,861.95
Deposit	05/15/2026		Palmetto GBA	PALMETTO GBA HCCLAIMPMT1013250	466.43	3,371,328.38
Deposit	05/15/2026		United Healthcare Community Plan	UHC of the MidwHCCLAIMPMT4607864	981.86	3,372,310.24
Deposit	05/15/2026		WPS TMEP	WPS-TMEP CONTRAHCCLAIMPMT2509975	1,063.95	3,373,374.19
Deposit	05/15/2026		Eic	EIC HCCLAIMPMT6950765	2,570.90	3,375,945.09
Deposit	05/15/2026		VETERAN'S ADMINISTRATION	36 TREAS 310 MISC PAY4607864	3,071.44	3,379,016.53
Deposit	05/15/2026		WPS	WPS HCCLAIMPMT1013250	4,547.28	3,383,563.81
Deposit	05/15/2026		United Healthcare Insurance Company	UnitedHealthcarHCCLAIMPMT4607864	6,310.79	3,389,874.60
Bill Payment (Check)	05/18/2026		EVERGY		-336.60	3,389,538.00
Deposit	05/18/2026		Government Employees Health Association	GEHA UMR HCCLAIMPMT4607864	149.42	3,389,687.42
Deposit	05/18/2026		Humana	HUMANA INS CO HCCLAIMPMT6459057	150.58	3,389,838.00
Deposit	05/18/2026		AETNA	AETNA AS01 HCCLAIMPMT1013250	159.59	3,389,997.59
Deposit	05/18/2026		Eic	EIC HCCLAIMPMT6950765	269.97	3,390,267.56
Deposit	05/18/2026		Zelis	PAY PLUS HCCLAIMPMT4607864	421.23	3,390,688.79
Deposit	05/18/2026		United Healthcare Insurance Company	UnitedHealthcarHCCLAIMPMT4607864	484.42	3,391,173.21
Deposit	05/18/2026		WPS TMEP	WPS-TMEP CONTRAHCCLAIMPMT2509975	627.76	3,391,800.97
Deposit	05/18/2026		United Healthcare Insurance Company	UnitedHealthcarHCCLAIMPMT4607864	729.41	3,392,530.38
Deposit	05/18/2026		PAYGROUND	PAYGROUND WkOMdbHt-dZJw1SWk	1,030.00	3,393,560.38
Deposit	05/18/2026				1,074.20	3,394,634.58
Deposit	05/18/2026		United Healthcare Insurance Company	UnitedHealthcarHCCLAIMPMT4607864	1,083.88	3,395,718.46
Deposit	05/18/2026		Healthy Blue	HEALTHYBLUE MO5HCCLAIMPMT3259601	1,315.81	3,397,034.27
Deposit	05/18/2026		VETERAN'S ADMINISTRATION	36 TREAS 310 MISC PAY4607864	2,444.19	3,399,478.46
Deposit	05/18/2026		WPS	WPS HCCLAIMPMT1013250	5,654.61	3,405,133.07
Journal Entry	05/19/2026	AP2024.211		BILL 05/19/26 Payables Funding	-530.22	3,404,602.85
Journal Entry	05/19/2026	AP2024.209		BILL 05/19/26 Payables Funding	-117.00	3,404,485.85
Journal Entry	05/19/2026	AP2024.210		BILL 05/19/26 Payables Funding	-79.00	3,404,406.85
Bill Payment (Check)	05/19/2026		WEX Bank	#112242677	-14,826.97	3,389,579.88
Bill Payment (Check)	05/19/2026		Amazon Business	#Multiple	-3,717.97	3,385,861.91
Deposit	05/19/2026		PAYGROUND	PAYGROUND WkOMdbHt-dZJw1SWk	76.00	3,385,937.91
Deposit	05/19/2026		BCBS	BLUE CROSS BLUEBlueKC 4607864	110.79	3,386,048.70
Deposit	05/19/2026		BCBS	BLUE CROSS BLUEBlueKC 4607864	115.03	3,386,163.73
Deposit	05/19/2026		BCBS	BLUE CROSS BLUEBlueKC 4607864	197.84	3,386,361.57
Deposit	05/19/2026		United Healthcare Insurance Company	UnitedHealthcarHCCLAIMPMT4607864	245.24	3,386,606.81
Deposit	05/19/2026		WPS TMEP	WPS-TMEP CONTRAHCCLAIMPMT2509975	497.03	3,387,103.84
Deposit	05/19/2026		Zelis	PAY PLUS HCCLAIMPMT4607864	894.05	3,387,997.89
Deposit	05/19/2026		United Healthcare Insurance Company	UnitedHealthcarHCCLAIMPMT4607864	898.95	3,388,896.84
Deposit	05/19/2026		VETERAN'S ADMINISTRATION	36 TREAS 310 MISC PAY4607864	1,038.36	3,389,935.20
Deposit	05/19/2026		WPS	WPS HCCLAIMPMT1013250	5,130.59	3,395,065.79
Journal Entry	05/20/2026	AP2024.216		BILL 05/20/26 Payables Funding	-60,704.39	3,334,361.40
Bill Payment (Check)	05/20/2026		7710 Insurance Company	#04302026	-7,011.84	3,327,349.56
Bill Payment (Check)	05/20/2026		Blue Tree Technology Llc	# 22009	-2,299.68	3,325,049.88
Total for 1000 Central Bank of Sedalia					\$98,874.02	
TOTAL					\$98,874.02	

Pettis County Ambulance District

A/P Aging Summary

As of May 20, 2026

	Current	1 - 30	31 - 60	61 - 90	91 and over	Total
ACETECH	60.00					60.00
Amazon Business	4,035.74	4,404.77				8,440.51
Bound Tree Medical	524.28					524.28
CDW Government		490.86				490.86
City of Sedalia	882.50					882.50
Patient Refund*		1.29				1.29
Patient Refund*		900.70				900.70
FAS-BREAK		55.00				55.00
Flatline Automotive	628.68					628.68
GFI Digital	176.80					176.80
Image Trend Inc.		29,531.25				29,531.25
Jim's Tire Service	1,365.05					1,365.05
Knox	721.00					721.00
LIFE ASSIST	3,501.86					3,501.86
Mallory Safety & Supply LLC	957.99					957.99
MARC		1,331.00				1,331.00
McCarthy, Leonard & Kaemmerer, LC	420.00					420.00
Motorola Solutions	1,959.48					1,959.48
Nova Biomedical	1,832.81					1,832.81
O'Reilly Auto Parts	38.99					38.99
Overhead Door Company Of Columbia	1,147.05					1,147.05
S & M Mowing		500.00				500.00
Sedalia Democrat	201.58					201.58
Special Waste Services	780.00					780.00
Warrensburg Ford		1,150.88				1,150.88
Witmer Public Safety Group	51.39					51.39
Zoll Medical Corp.			18,250.80	725.52	8,624.03	27,600.35
TOTAL	\$ 19,285.20	\$ 38,365.75	\$ 18,250.80	\$ 725.52	\$ 8,624.03	\$ 85,251.30

Pettis County Ambulance District

Unpaid Bills

As of May 20, 2026

	Date	Num	Memo/Description	Amount
ACETECH				
	05/01/2026	3853	Vehicle Intelligence - Safety	60.00
Total for ACETECH				\$ 60.00
Amazon Business				
	04/16/2026	1M6H-3MHK-P166	STATION 3-SUPPLIES & 3 STORAGE CABINETS	4,404.77
	05/06/2026	13HY-QNHM-7CHC	Coffee	293.08
	05/08/2026	16YC-CH7D-M4RD	Office supplies	101.32
	05/11/2026	1XGY-Y7KJ-YQNT	Remarkable Tablet & Cover for Ryan	598.00
	05/12/2026	1WKK-VWKM-MWJG	Cleaning Supplies	472.03
	05/13/2026	IR9R-RD17-C7DV	Office supplies	2,104.84
	05/18/2026	IC79-KPQR-TXML	UPS Battery Backup	466.47
Total for Amazon Business				\$ 8,440.51
Bound Tree Medical				
	05/06/2026	86197601	Medical Supplies	524.28
Total for Bound Tree Medical				\$ 524.28
CDW Government				
	05/06/2026	AJ2YJSM	Station 3 - Brother Laser Printer - MFCL5715DW	490.86
Total for CDW Government				\$ 490.86
City of Sedalia				
	05/14/2026	64471	TIF Expense	882.50
Total for City of Sedalia				\$ 882.50
Patient Refund*				
	04/30/2026	20176049	REFUND OVERPAYMENT	1.29
Total for Patient Refund*				\$ 1.29
Patient Refund*				
	04/30/2026	22-1196417	REFUND OVERPAYMENT	900.70
Total for Patient Refund*				\$ 900.70
FAS-BREAK				
	05/14/2026	32465	#14 Windshield Repair	55.00
Total for FAS-BREAK				\$ 55.00
Flatline Automotive				
	05/12/2026	6275	Unit 14 - Oil change	105.98
	05/13/2026	6281	Unit 6 - Oil change & washer fluid	112.11
	05/13/2026	6282	Unit 8 - Oil change & washer fluid	107.73
	05/15/2026	6294	Unit 7 - Oil change & washer fluid	112.11
	05/15/2026	6289	Unit 3 - Oil change & washer fluid	107.73
	05/15/2026	6292	Unit 5 - Oil change	83.02
Total for Flatline Automotive				\$ 628.68
GFI Digital				
	05/19/2026	3536281	Monthly Copier Fees	176.80
Total for GFI Digital				\$ 176.80
Image Trend Inc.				
	05/08/2026	124861	5/14/26-5/13/27	29,531.25
Total for Image Trend Inc.				\$ 29,531.25
Jim's Tire Service				
	05/12/2026	2-319061	17 Chevrolet Tahoe SSV - Tires, mount & balance, TPMS sensor	1,365.05
Total for Jim's Tire Service				\$ 1,365.05
Knox				
	05/12/2026	INV-KA-521742	1 Yr KnoxConnect Cloud License 7-20 Devices	721.00
Total for Knox				\$ 721.00

Pettis County Ambulance District

Unpaid Bills

As of May 20, 2026

	Date	Num	Memo/Description	Amount
LIFE ASSIST				
	05/05/2026	2118640	Medical Supplies	2,744.51
	05/19/2026	2118977	Medical Supplies	757.35
Total for LIFE ASSIST				\$ 3,501.86
Mallory Safety & Supply LLC				
	05/06/2026	6418010	Uniforms	703.50
	05/06/2026	6417094	Badges	254.49
Total for Mallory Safety & Supply LLC				\$ 957.99
MARC				
	05/19/2026	5079	Dues	1,331.00
Total for MARC				\$ 1,331.00
McCarthy, Leonard & Kaemmerer, LC				
	05/15/2026	1220471	Contract review and analysis	420.00
Total for McCarthy, Leonard & Kaemmerer, LC				\$ 420.00
Motorola Solutions				
	05/08/2026	8282327734	(24) Leather Carry Case & (60) Loop Belts	1,959.48
Total for Motorola Solutions				\$ 1,959.48
Nova Biomedical				
	05/01/2026	91661352	Lactate Plus	1,832.81
Total for Nova Biomedical				\$ 1,832.81
O'Reilly Auto Parts				
	05/07/2026	114-452066	Multimeter	38.99
Total for O'Reilly Auto Parts				\$ 38.99
Overhead Door Company Of Columbia				
	05/06/2026	268-459466	HQ	1,147.05
Total for Overhead Door Company Of Columbia				\$ 1,147.05
S & M Mowing				
	05/06/2026	5062026	Hwy TT - April 2026 mowing	500.00
Total for S & M Mowing				\$ 500.00
Sedalia Democrat				
	05/20/2026	5202026	12 Month Subscription	201.58
Total for Sedalia Democrat				\$ 201.58
Special Waste Services				
	05/12/2026	34728	HQ - Medical Waste Pickup	595.00
	05/12/2026	34729	Hwy TT Medical Waste Pickup	185.00
Total for Special Waste Services				\$ 780.00
Warrensburg Ford				
	05/08/2026	186975	Unit 13 - Inspection, oil change, tires inc/mount & balance	1,150.88
Total for Warrensburg Ford				\$ 1,150.88
Witmer Public Safety Group				
	05/12/2026	INV892303	Uniforms	51.39
Total for Witmer Public Safety Group				\$ 51.39
Zoll Medical Corp.				
	01/01/2026	4368645	Invoice received 5/19/26 - Medical Supplies	2,247.00
	01/01/2026	4359004	Invoice received 5/19/26 - Medical Supplies	1,855.66
	01/01/2026	4386872	Invoice received 5/19/26 - Medical Supplies	1,425.16
	01/01/2026	4347856	Invoice received 5/19/26 - Medical Supplies	1,137.78
	01/01/2026	4340106	Invoice received 5/19/26 - Medical Supplies	561.75
	01/01/2026	4382969	Invoice received 5/19/26 - Medical Supplies	561.75
	01/01/2026	4403413	Invoice received 5/19/26 - Medical Supplies	256.86
	01/01/2026	4333875	Invoice received 5/19/26 - Medical Supplies	230.23

Pettis County Ambulance District

Unpaid Bills

As of May 20, 2026

	Date	Num	Memo/Description	Amount
	01/01/2026	4346858	Invoice received 5/19/26 - Medical Supplies	225.00
	01/01/2026	4347855	Invoice received 5/19/26 - Medical Supplies	155.00
	01/01/2026	4359804	Invoice received 5/19/26 - Medical Supplies	131.20
	01/01/2026	4337950	Invoice received 5/19/26 - Medical Supplies	93.50
	02/06/2026	4426566	Invoice received 5/19/26 - Medical Supplies	468.66
	03/01/2026	91004944	Invoice rec'd 5/19/26 - Vent & Monitor PM (6) of each	18,250.80
Total for Zoll Medical Corp.				\$ 27,600.35
TOTAL				\$ 85,251.30



8207 SouthPark Circle
 Littleton, CO. 80120
 1.800.788.2810 F.303.683.5454
 www.xybix.com

Sales : Megan Clayborn

Email : MeganC@xybix.com

Designer : Amanda Justesen

Email : Amandaj@xybix.com

Pettis County 911 - new center
 200 S Osage Ave
 Sedalia, MO 65301

RENDERINGS ARE REPRESENTATIVE ONLY AND MAY NOT REFLECT THE EXACT DETAILS OF THIS PROJECT. REFER TO ACTUAL COLOR SAMPLES FOR EXACT COLOR REPRESENTATION

TABLE OF CONTENTS		TABLE OF CONTENTS		REVISIONS				Opportunity:
PAGE #	PAGE NAME	PAGE #	PAGE NAME	REV	DESCRIPTION	DATE	DESIGNER	0032774
1.0	COVER PAGE			0	Drawing Creation	05.01.26	APJ	Carpet Opp: N/A
2.0	FLOOR PLAN							Drawing Name:
3.0	TYPICALS - TYPICAL							COVER PAGE
3.1	TYPICALS - STRAIGHT							SHEET:
10.0	FINISH SELECTION							SCALE:
11.0	CABLE SHEET							1.0
11.1	CABLE SHEET							12" = 1'-0"
NOTE: This design & layout is the property of XYBIX Systems, Inc. & is not to be used in any written manner without express written permission by XYBIX Systems, Inc.								Sign-Off Initials: x _____
SIGN OFF APPROVAL: Furniture orders and product installation shall not proceed until the Client has given approval to these documents. Approval of the Client shall constitute approval of the drawings for contents, scope of work and all dimensions regarded by the Client as being necessary to the use of space, furnishings and equipment. Furniture orders, or product installation authorized by the Client from these documents, shall be interpreted by XYBIX as approval in full to these documents by the Client. Revisions after approval shall result in additional costs.								REV 0
Signature: _____		Title: _____		Date: _____				



Xybix 66" x 66" Dual Surface Console:
 Sit to stand adjustment range of 22"-48" AFF,
 with L4 Table Base

18"W x 22"D Drawer Pedestal: 6", 6", 12" drawers

"Rollervision" Monitor Mounting System: 10" focal depth
 adjustment, accommodates the following monitors left to right:
Top Row: 24", 26", 25"
Bottom Row: 24", 25", 25"

Datadock: Keyboard surface cable organizer, accommodates
 the following: (8) USB Ports & (1) CAT6 Port

Cable Management Bridge: Cable organization from
 desk to CPU Cabinet

18"W CPU Cabinet under Flip Top Worksurface: front
 locking doors, internal fixed shelf, (2) silent 45 CFM fans for
 active ventilation.

CPU's Per Position:
 (1) XX"W x XX"H x XX"D (FULL)
 (4) XX"W x XX"H x XX"D (MINI)

(Shared) Cable Poles: 96"H (1) Power & (1) Data attached
 from the Panel System to Ceiling

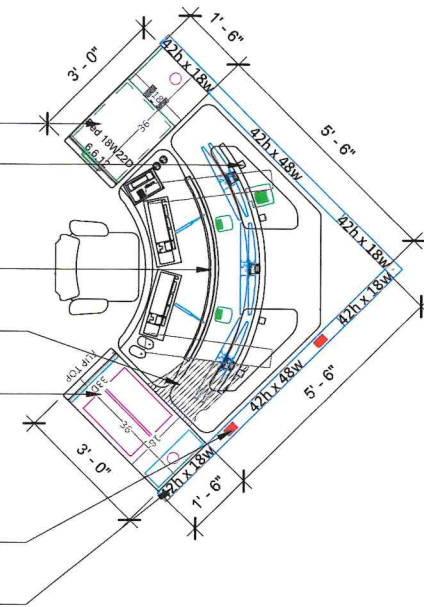
42"H Panel System: .75NRC Rated sound absorption

Lumora Manual Control System

Heat: (2) 250w Forced Air Heaters

Fan: Forced Air Flow

Task Light: (2) Dimmable lights with flexible mounting
 arm on keyboard surface.



8207 SouthPark Circle
 Littleton, CO. 80120
 1.800.788.2810 F.303.683.5454
 www.xybix.com

Sales : Megan Clayborn

Email : MeganC@xybix.com

Designer : Amanda Justesen

Email : Amandal@xybix.com

Pettis County 911 -new center
 200 S Osage Ave
 Sedalia, MO 65301

Opportunity: 0032774

Carpet Opp: N/A

Drawing Name:
 TYPICALS - TYPICAL

SHEET:
 3.0

SCALE:

NOTE: This design & layout is the
 property of XYBIX Systems, Inc. & is not
 to be used in any written manner
 without express written permission by
 XYBIX Systems, Inc.

Sign-Off Initials:

REV

x _____

0

① TYPICAL - CORNER
 3/8" = 1'-0"



8207 SouthPark Circle
 Littleton, CO. 80120
 1.800.788.2810 F.303.683.5454
 www.xybix.com

Sales : Megan Clayborn

Email : MeganC@xybix.com

Designer : Amanda Justesen

Email : Amandaj@xybix.com

Pettis County 911 -new center
 200 S Osage Ave
 Sedalia, MO 65301

Opportunity: 0032774

Carpet Opp: N/A

Drawing Name:
 TYPICALS - STRAIGHT

SHEET:
 3.1

SCALE:

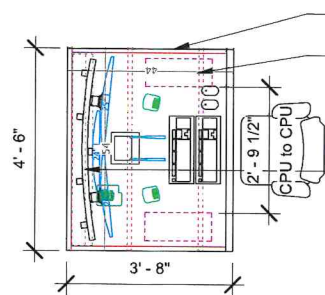
NOTE: This design & layout is the property of XYBIX Systems, Inc. & is not to be used in any written manner without express written permission by XYBIX Systems, Inc.

Sign-Off Initials:

REV

x _____

0



Xybix Fixed Surface Console: 30" AFF

30" H URES

(2) CPU Hanger: Mounted under monitor surface,
 Max. 20"H CPU

CPU's Per Position:
 (3) XX"W x XX"H x XX"D (MINI)

Fixed Monitor Mounting System: Accommodates the following
 monitors left to right:

Top Row: 24"
Bottom Row: 26", 25"

Note: Placement of mounting system will be determined by customer on site during installation.

Lumora Manual Control System

Heat: (2) 250w Forced Air Heaters

Fan: Forced Air Flow

Task Light: (2) Dimmable lights with flexible mounting arm on keyboard surface.

① TYPICAL - STRAIGHT
 3/8" = 1'-0"

Xybix Systems
 8207 SouthPark Circle
 Littleton CO 80120
 Phone: 303-683-5656
 Fax: 303-683-5454
 meghand



Quote Number: 38654

Quote Date: 5/5/2026
 Revision: A
 Orig Create Date: 5/1/2026
 Expires: 7/30/2026
 Opp #: 0032774

Quote

Terms: NET 30

Page: 1 of 4

<p>QUOTE TO: Acct: PETCONSEMO Pettis County 911 319 S. Lamine Suite B-10 Sedalia MO 65301-4435</p> <p>Phone: Email:</p>	<p>SHIP TO: Pettis County 911 200 S Osage Ave Sedalia, MO 65301 USA</p> <p>Salesperson: MEGAN CLAYBORN Phone: (720) 404-7227 Email: MeganC@xybix.com</p>
--	---

NASPO Contract #00318
 Product Line: Eagle Line w/Lumora
 Install Type: Standard
 Live Cut: 3
 Removal & Disposal: (8) qty.
 Tax Exempt

05.01.26: R0 – Drawing Creation - APJ

REMOVAL OF EXISTING:
 All equipment and electrical must be removed from the existing workstations prior to removal. Removal is priced to take place during the installation of the new Xybix workstations.
 Removal does not include any patch or paint needed for any part of the workstation that is permanently mounted to the wall currently.

Line	Part Num	Desc	Qty	U/M	List Ea.	Disc. %	Disc. Price	Net Price
1.00	12343.	Panel System Priced by the Linear Foot: Grade 3 Fabric 12343-1-DS - 29-48in - 44.0 LF @ \$380.000/LF Upper Tiles Fabric Color: TBD Grade 3 G2 Lower Tiles Fabric Color: TBD Grade 3 G2 Panel Trim Color: Black	1	EA	\$16,720.00	50.00 %	\$8,360.00	\$8,360.00
1.01	14527.	Panel Tile Acoustical Premium .75 NRC Tile 14x18 Upgrade	28	EA	\$100.00	50.00 %	\$50.00	\$1,200.00
1.02	14532.	Panel Tile Acoustical Premium .75 NRC Tile 14x48 Upgrade	29	EA	\$149.00	50.00 %	\$74.50	\$894.00
1.03	14145-BLK	Pole, Cable, 96 in, Black	30	EA	\$130.00	50.00 %	\$65.00	\$520.00
1.04	15335	Pole, Cable, Kit, Trim, Top and Bottom, Black	31	EA	\$32.00	50.00 %	\$16.00	\$32.00
2.00	14486-3D.	Adj. Table Worksurface - Corner Dual Surface - 66L x 66R - Cable Management Included	2	EA	\$3,213.00	50.00 %	\$1,606.50	\$8,032.50
3.00	15701	L4 Table Base	4	EA	\$6,736.00	50.00 %	\$3,368.00	\$16,840.00

Xybix Systems
 8207 SouthPark Circle
 Littleton CO 80120
 Phone: 303-683-5656
 Fax: 303-683-5454
 meghand



Quote Number: 38654

Quote Date: 5/5/2026
 Revision: A
 Orig Create Date: 5/1/2026
 Expires: 7/30/2026
 Opp #: 0032774

Quote

Terms: NET 30

Page: 2 of 4

Line	Part Num	Desc	Qty	U/M	List Ea.	Disc. %	Disc. Price	Net Price
4.00	16744.	Monitor Mount 3 - Rollervision - Corner Dual Surface - 66L x 66R 16676 - Std VESA Mount 2 HI 2 Knuckle Qty = 3 Total: \$3,264.00	5	5.00 EA	\$6,250.00	50.00 %	\$3,125.00	\$15,625.00
4.01	16747.	Monitor Mount 3 - Fixed on WS - Straight Fixed - 54W x 44D16674 - Std VESA Mount Qty = 2 Total: \$0.0016675 - Std VESA Mount 2 HI 1 Knuckle Qty = 1 Total: \$0.00	6	3.00 EA	\$1,587.00	50.00 %	\$793.50	\$2,380.50
5.00	15561	Cable Management J Channel 3.5"Top x 2.5" Height- 5.45"Bottom	7	13.50 FT	\$23.00	50.00 %	\$11.50	\$155.25
5.01	16874	Display Port Cable 20 ft M/M OPEN MARKET	8	30.00 EA	\$133.00	50.00 %	\$66.50	\$1,995.00
5.02	16130-8	Datadock 2 - Keyboard Snap-In Cable Organizer Includes: 8 - USB Ports 1 - RJ45 Port	9	5.00 EA	\$709.00	50.00 %	\$354.50	\$1,772.50
5.03	16275	Datadock 2 - Single Surface - Cable Organizer - 8 USB, 1 RJ45	10	3.00 EA	\$885.00	50.00 %	\$442.50	\$1,327.50
5.04	14342	Cable, Display Port, Male/Male, 15 ft, Black	35	9.00 EA	\$104.00	50.00 %	\$52.00	\$468.00
6.01	11792-BLK	Power Bar, 10 Outlet, 15 ft, Black Sticker, Includes Mounting Clips	11	8.00 EA	\$170.00	50.00 %	\$85.00	\$680.00
6.02	11792-OR	Power Bar, 10 Outlet, 15 ft, Orange Sticker, Includes Mounting Clips	12	8.00 EA	\$170.00	50.00 %	\$85.00	\$680.00
7.00	17222.	Dual Surface - Lumora; Fan, Heat, Task Light OPEN MARKET	14	5.00 EA	\$1,499.00	50.00 %	\$749.50	\$3,747.50
7.01	17222.	Signle Surface - Lumora; Fan, Heat, Task Light OPEN MARKET	32	3.00 EA	\$1,499.00	50.00 %	\$749.50	\$2,248.50
10.00	12033-3D.	Return Worksurface - 18Wx36D	15	5.00 EA	\$656.00	50.00 %	\$328.00	\$1,640.00
10.01	12033-3D-FT.	Flip Top Return Worksurface - 18Wx36D	16	5.00 EA	\$656.00	50.00 %	\$328.00	\$1,640.00
10.02	12034-3D.	Return Worksurface - 54Wx44D	17	3.00 EA	\$822.00	50.00 %	\$411.00	\$1,233.00

Xybix Systems
 8207 SouthPark Circle
 Littleton CO 80120
 Phone: 303-683-5656
 Fax: 303-683-5454
 meghand



Quote Number: 38654

Quote Date: 5/5/2026
 Revision: A
 Orig Create Date: 5/1/2026
 Expires: 7/30/2026
 Opp #: 0032774

Quote

Terms: NET 30

Page: 3 of 4

Line	Part Num	Desc	Qty	U/M	List Ea.	Disc. %	Disc. Price	Net Price
10.03	12033-3D.	Custom Return Worksurface - 39Wx39D CORNER	33	2.00 EA	\$656.00	50.00 %	\$328.00	\$656.00
11.00	17030	Cable Bridge, Corner, Left OPEN MARKET	18	4.00 EA	\$311.00	50.00 %	\$155.50	\$622.00
11.01	17031	Cable Bridge, Corner, Right OPEN MARKET	19	1.00 EA	\$311.00	50.00 %	\$155.50	\$155.50
11.02	15894-HP	CPU Hanger, High Profile	20	6.00 EA	\$121.00	50.00 %	\$60.50	\$363.00
11.03	15482-3D-FT.	CPU Cabinet - ERGO ACCESS Under Work Surface 18Wx34.5D With Flip Top Hinge	21	3.00 EA	\$1,469.00	50.00 %	\$734.50	\$2,203.50
12.00	11352-3D.	Drawer Pedestal - Fixed - Single - 18W - 6-6-12 Drawers 18W 22D	23	5.00 EA	\$1,659.00	50.00 %	\$829.50	\$4,147.50
15.00	13615-3D.	Large Triangle Bookcase - UnderWS W/Toekick - 55.25W, 28H, 17D	36	2.00 EA	\$929.00	50.00 %	\$464.50	\$929.00
18.00	14380-3D.	Fixed Height Support-49-96W - Full Modesty - 54" Wide x 44" Deep - 30H	24	3.00 EA	\$901.00	50.00 %	\$450.50	\$1,351.50
18.01	16877.	Under Surface Support Bars Priced by Linear Foot: 13.5ft - 30H OPEN MARKET	25	2.00 EA	\$729.00	50.00 %	\$364.50	\$729.00
90.00	16139	Installers Kit Eagle Line	26	8.00 EA	\$0.00	0.00 %	\$0.00	\$0.00
99.00	Other	Other Charges & Services	27	1.00 EA	\$0.00	0.00 %	\$0.00	\$0.00

Line (27) - Miscellaneous Charge -

Description	Ext. Price
1.) Freight - Full Truck	2,188.22
2.) Installation	19,472.00
3.) Removal & Disposal: 8WS	5,250.00

List Price Total:	\$165,256.50	Lines Total:	\$82,628.25
		Line Miscellaneous Charges Total:	\$26,910.22
		Taxes Total:	\$0.00
		Quote Total:	\$109,538.47

Xybix Systems
8207 SouthPark Circle
Littleton CO 80120
Phone: 303-683-5656
Fax: 303-683-5454
meghand



Quote Number: 38654

Quote Date: 5/5/2026
Revision: A
Orig Create Date: 5/1/2026
Expires: 7/30/2026
Opp #: 0032774

Quote

Terms: NET 30

Page: 4 of 4

Line	Part Num	Desc	Qty	U/M	List Ea.	Disc. %	Disc. Price	Net Price
------	----------	------	-----	-----	----------	---------	-------------	-----------

Note 1:
All quoted taxes are estimated. Any applicable taxes, fees, permits, etc. must be added to this quote.

Note 2:
Where installation is listed on quote it is based in non-union labor and on one trip for installation only. Client is responsible for coordination of Technicians and other Vendors/Contractors. Waiting time will be charged at the rate of \$75 per man hour straight time and \$115 per man hour for OT plus subsistence expenses.
Additionally, this quote is based upon a remodel in an existing space and/or new building - completely finished with a Certificate of Occupancy. Any project where the General Contractor is still on the job is subject to additional charges.

We appreciate this opportunity to provide this quote. Our goal is to substantially improve working conditions for your valuable staff. We look forward to meeting with you to review this proposal in detail. In the meantime please don't hesitate to call us with any questions.